



SC Annual School Report Card Summary

Tigerville Elementary School
 Greenville County
 Grades: PK-5 Enrollment: 249
 Principal: C. Diane Jackson
 Superintendent: Mr. Burke Royster
 Board Chair: Mr. Chuck Saylor

PERFORMANCE

Comprehensive detail, including definitions of ratings, performance criteria, and explanations of status, is available on www.ed.sc.gov and www.eoc.sc.gov as well as school and school district websites. Printed versions are available from school districts upon request.

YEAR	ABSOLUTE RATING	GROWTH RATING	PALMETTO GOLD AND SILVER AWARD		ESEA/FEDERAL ACCOUNTABILITY RATING SYSTEM	
			General Performance	Closing the Gap	ESEA Grade	Accountability Indicator
2013	Good	Average	TBD	TBD	A	N/A
2012	Average	Average	N/A	N/A	A	N/A
2011	Average	Average	Silver	N/A	Not Met	N/A

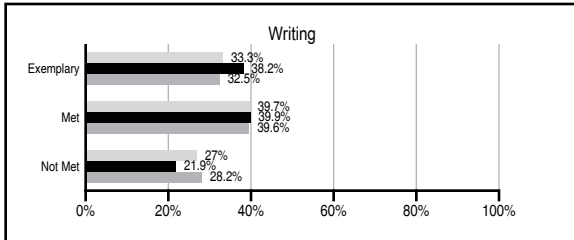
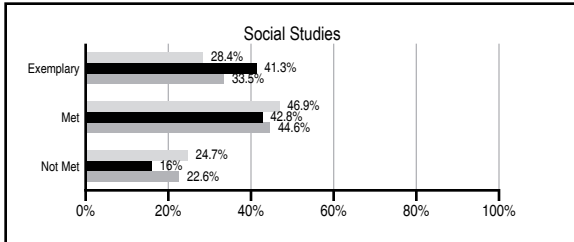
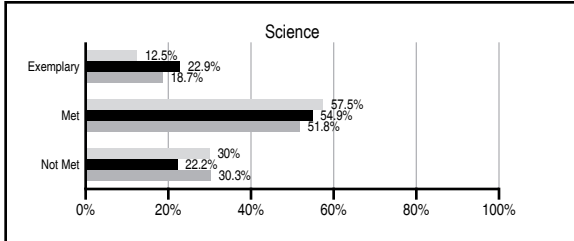
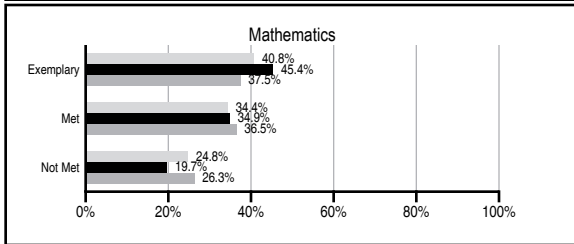
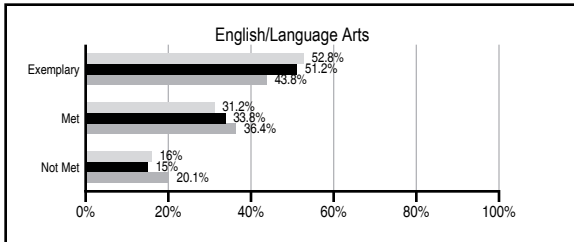
ABSOLUTE RATINGS OF ELEMENTARY SCHOOLS WITH STUDENTS LIKE OURS*

EXCELLENT	GOOD	AVERAGE	BELOW AVERAGE	AT-RISK
42	36	11	0	1

* Ratings are calculated with data available by 11/07/2013. Schools with Students Like Ours are Elementary Schools with Poverty Indices of no more than 5% above or below the index for this school.

PASS PERFORMANCE

Our School
 Elementary Schools with Students Like Ours
 Elementary schools statewide



NAEP PERFORMANCE*

* Performance reported for SC and nation, data not available at school level. Percentages at NAEP Achievement Levels.



SC PERFORMANCE VISION

By 2020 all students will graduate with the knowledge and skills necessary to compete successfully in the global economy, participate in a democratic society and contribute positively as members of families and communities.

Abbreviations Key

N/A Not Applicable N/AV Not Available N/C Not Collected N/R Not Reported I/S Insufficient Sample TBD To be determined

Tigerville Elementary School [Greenville County]

SCHOOL PROFILE

	Our School	Change from Last Year	Elementary Schools with Students Like Ours	Median Elementary School
Students (n=249)				
Retention rate	0.4%	No Change	0.9%	0.9%
Attendance rate	95.9%	No Change	96.4%	96.3%
Served by gifted and talented program	5.9%	N/A	9.7%	7.2%
With disabilities	16.2%	N/A	11.7%	12.4%
Older than usual for grade	1.1%	N/A	1.4%	1.9%
Out-of-school suspensions or expulsions for violent and/or criminal offenses	0.0%	No Change	0.0%	0.0%
Teachers (n=18)				
Teachers with advanced degrees	83.3%	Up from 68.4%	65.1%	62.5%
Continuing contract teachers	88.9%	Up from 84.2%	86.8%	83.3%
Teachers returning from previous year	86.7%	Up from 86.2%	89.7%	88.3%
Teacher attendance rate	94.3%	Down from 95.9%	95.1%	95.0%
Average teacher salary*	\$51,835	Up 3.8%	\$49,450	\$48,193
Classes not taught by highly qualified teachers	0.0%	No Change	0.0%	0.0%
Professional development days/teacher	14.9 days	Down from 15.1 days	12.0 days	11.0 days
School				
Principal's years at school	2.0	Up from 1.0	5.5	4.0
Student-teacher ratio in core subjects	19.1 to 1	Down from 20.8 to 1	20.8 to 1	20.1 to 1
Prime instructional time	88.8%	Down from 90.1%	90.4%	90.0%
Opportunities in the arts	Good	No Change	Good	Good
SACS accreditation	Yes	No Change	Yes	Yes
Parents attending conferences	100.0%	No Change	100.0%	100.0%
Character development program	Average	No Change	Excellent	Excellent
Dollars spent per pupil**	\$7,402	Up 1.0%	\$6,965	\$7,364
Percent of expenditures for instruction**	59.0%	Down from 60.1%	69.0%	68.0%
Percent of expenditures for teacher salaries**	58.0%	Down from 59.9%	67.0%	66.0%
ESEA composite index score	94.7	No Change	90.9	88.0

* Length of contract = 185+ days.

** Prior year audited financial data available.

REPORT OF PRINCIPAL AND SCHOOL IMPROVEMENT COUNCIL

Tigerville Elementary School is a community school located in Northern Greenville and serves 273 students in grades K4 through grade 5. Our school has a community atmosphere in a cheerful, child-centered facility. Tigerville Elementary school is a school where all children are known by his/her name. The staff at Tigerville Elementary works diligently to provide the best educational experiences for our students. We believe learning must include instruction that is integrated, aligned with state standards, and includes opportunities for the use of technology. The instruction is multilevel; takes place in individual, small and large groups while addressing the diverse learning styles of children. Each year, stakeholders review the school's strategic plan and make changes to meet the needs of the students. This year, teachers focused on implementing balanced literacy through the Fountas and Pinnell approach to reading. Through professional development funds, teachers visited other Fountas and Pinnell schools. Each grade level received half a day of professional development to create curriculum maps for content areas. We continue to strive to move student achievement forward. Students and staff serve the community through a variety of service learning projects such as food drives, collecting pop tabs, and donating clothes. Tigerville Elementary is a proud school where students, parents, staff, and community members work together! "Can't hide the Tiger pride!"

C. Diane Jackson, Principal
Chief Ledford, SIC Chairperson

EVALUATION RESULTS

	Teachers	Students*	Parents*
Number of surveys returned	21	44	24
Percent satisfied with learning environment	100%	84.1%	83.3%
Percent satisfied with social and physical environment	100%	88.6%	91.7%
Percent satisfied with school-home relations	100%	97.8%	87.5%

*Only students at the highest elementary school grade level at this school and their parents were included.

Comprehensive detail, including definitions of ratings, performance criteria, and explanations of status, is available on www.ed.sc.gov and www.eoc.sc.gov as well as school and school district websites.

Printed versions are available from school districts upon request.

Abbreviations Key

N/A Not Applicable N/AV Not Available N/C Not Collected N/R Not Reported I/S Insufficient Sample TBD To be determined

NI Newly Identified CSI Continuing School Improvement CA Corrective Action RP Plan to Restructure R Restructure DELAY School Improvement Status HOLD School Improvement Status