



SC Annual School Report Card Summary

Taylor's Elementary
 Greenville County
 Grades: K-5 Enrollment: 702
 Principal: Delaney Sutton
 Superintendent: Mr. Burke Royster
 Board Chair: Mr. Chuck Saylor's

PERFORMANCE

Comprehensive detail, including definitions of ratings, performance criteria, and explanations of status, is available on www.ed.sc.gov and www.eoc.sc.gov as well as school and school district websites. Printed versions are available from school districts upon request.

YEAR	ABSOLUTE RATING	GROWTH RATING	PALMETTO GOLD AND SILVER AWARD		ESEA/FEDERAL ACCOUNTABILITY RATING SYSTEM	
			General Performance	Closing the Gap	ESEA Grade	Accountability Indicator
2013	Good	Below Average	TBD	TBD	B	N/A
2012	Good	Good	Silver	Silver	A	N/A
2011	Good	Average	Silver	N/A	Not Met	N/A

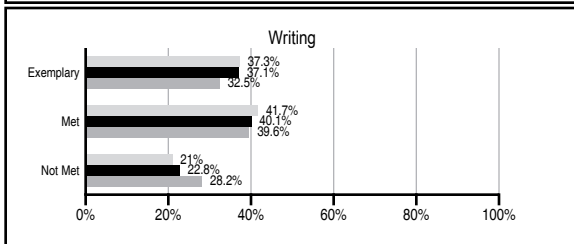
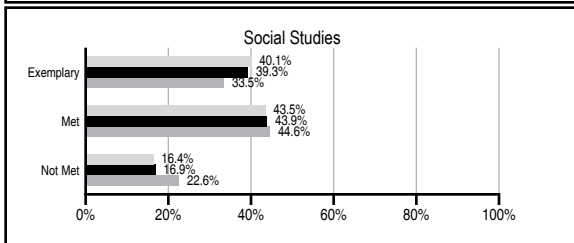
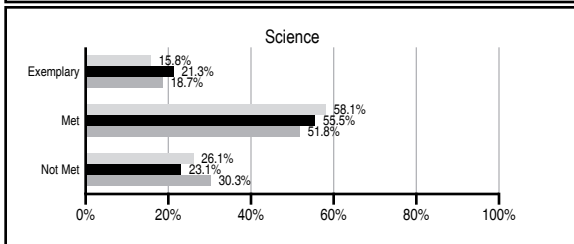
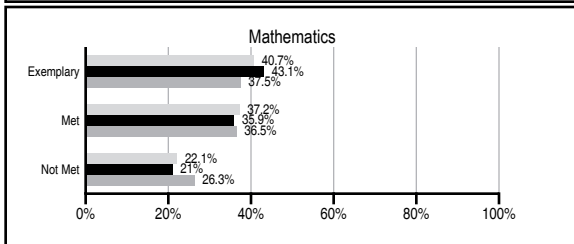
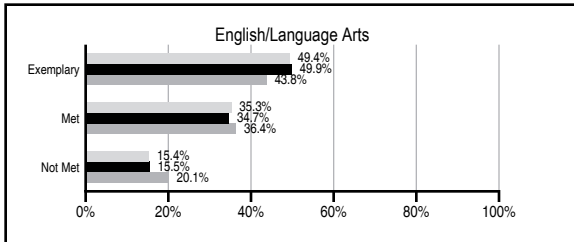
ABSOLUTE RATINGS OF ELEMENTARY SCHOOLS WITH STUDENTS LIKE OURS*

EXCELLENT	GOOD	AVERAGE	BELOW AVERAGE	AT-RISK
41	43	23	0	1

* Ratings are calculated with data available by 11/07/2013. Schools with Students Like Ours are Elementary Schools with Poverty Indices of no more than 5% above or below the index for this school.

PASS PERFORMANCE

Our School
 Elementary Schools with Students Like Ours
 Elementary schools statewide



NAEP PERFORMANCE*

* Performance reported for SC and nation, data not available at school level. Percentages at NAEP Achievement Levels.



SC PERFORMANCE VISION

By 2020 all students will graduate with the knowledge and skills necessary to compete successfully in the global economy, participate in a democratic society and contribute positively as members of families and communities.

Abbreviations Key

N/A Not Applicable N/AV Not Available N/C Not Collected N/R Not Reported I/S Insufficient Sample TBD To be determined

Taylor's Elementary [Greenville County]

SCHOOL PROFILE

	Our School	Change from Last Year	Elementary Schools with Students Like Ours	Median Elementary School
Students (n=702)				
Retention rate	0.4%	Down from 0.8%	0.9%	0.9%
Attendance rate	96.5%	Down from 96.9%	96.3%	96.3%
Served by gifted and talented program	9.1%	N/A	9.5%	7.2%
With disabilities	12.9%	N/A	12.4%	12.4%
Older than usual for grade	1.8%	N/A	1.7%	1.9%
Out-of-school suspensions or expulsions for violent and/or criminal offenses	0.1%	Up from 0.0%	0.0%	0.0%
Teachers (n=39)				
Teachers with advanced degrees	56.4%	Down from 57.9%	64.1%	62.5%
Continuing contract teachers	79.5%	Down from 89.5%	86.8%	83.3%
Teachers returning from previous year	87.4%	Up from 86.4%	89.7%	88.3%
Teacher attendance rate	94.7%	Down from 95.3%	95.0%	95.0%
Average teacher salary*	\$47,304	Up 4.0%	\$49,206	\$48,193
Classes not taught by highly qualified teachers	0.0%	No Change	0.0%	0.0%
Professional development days/teacher	7.7 days	Down from 15.7 days	11.7 days	11.0 days
School				
Principal's years at school	2.0	Up from 1.0	5.5	4.0
Student-teacher ratio in core subjects	22.6 to 1	Up from 22.5 to 1	20.7 to 1	20.1 to 1
Prime instructional time	90.5%	Down from 91.8%	90.3%	90.0%
Opportunities in the arts	Good	No Change	Good	Good
SACS accreditation	Yes	No Change	Yes	Yes
Parents attending conferences	99.1%	Down from 99.9%	100.0%	100.0%
Character development program	Good	No Change	Excellent	Excellent
Dollars spent per pupil**	\$5,588	Up 2.1%	\$7,023	\$7,364
Percent of expenditures for instruction**	68.0%	Up from 66.5%	68.0%	68.0%
Percent of expenditures for teacher salaries**	66.0%	Up from 65.9%	66.0%	66.0%
ESEA composite index score	86.6	Down from 92.4	90.0	88.0

* Length of contract = 185+ days.

** Prior year audited financial data available.

REPORT OF PRINCIPAL AND SCHOOL IMPROVEMENT COUNCIL

Taylor's Elementary School is a community school nestled within several neighborhoods of Taylor's, SC. The school mission statement of "Excellence in Achievement, Actions and Attitudes," has been created by stakeholders and truly defines our daily mission. We believe in providing high quality teaching and a challenging curriculum where all students can be successful. We believe in promoting positive behaviors and good citizenship through our Life Skills recognition program. We believe in being a "Green School" and teaching students to use resources wisely. We believe in building support for the school through positive and meaningful relationships with all stakeholders. Taylor's is proud to have received an "A" rating based on the 2012 ESEA Federal Accountability Rating System, as well as "Good/ Good" on the Annual School Report Card. Although the marks are high, we know that we need to continually work collaboratively to meet every student's needs. Through the use of planning guides and a focus on literacy, we hope to continue earning an "A" each year while always working to improve school programs. Curriculum maps and the district portal continue to help guide teachers to provide high-level standards based instruction to ensure instructional goals are met. Goals are measured regularly to monitor student growth and performance. Taylor's Elementary focuses on Life Skills to help prepare students to become good citizens. Students are given opportunities to be leaders in the school through programs such as Chorus, BETA, Student Council, Safety Patrol, Book Buddies and News Announcers. Looking towards the future, it is always our goal to work together as a team with students, families, staff, faculty and the community to prepare our students to become successful members of our society. It is with this goal in mind that we continue to strive each day to meet the needs of the whole child, academically, physically and emotionally, and to make a difference in each child's life. Delaney S. Sutton, Principal; Mark Pechin, SIC Chair

EVALUATION RESULTS

	Teachers	Students*	Parents*
Number of surveys returned	40	98	52
Percent satisfied with learning environment	100%	87.7%	92.3%
Percent satisfied with social and physical environment	100%	90.9%	92.4%
Percent satisfied with school-home relations	94.9%	92.9%	94.3%

*Only students at the highest elementary school grade level at this school and their parents were included.

Comprehensive detail, including definitions of ratings, performance criteria, and explanations of status, is available on www.ed.sc.gov and www.eoc.sc.gov as well as school and school district websites.

Printed versions are available from school districts upon request.

Abbreviations Key

N/A Not Applicable N/AV Not Available N/C Not Collected N/R Not Reported I/S Insufficient Sample TBD To be determined
 NI Newly Identified CSI Continuing School Improvement CA Corrective Action RP Plan to Restructure R Restructure DELAY School Improvement Status HOLD School Improvement Status