



SC Annual School Report Card Summary

Summit Drive Elementary School
 Greenville County
 Grades: PK-5 Enrollment: 453
 Principal: Dr. Megan D. Mitchell-Hoefer
 Superintendent: Mr. Burke Royster
 Board Chair: Mr. Chuck Saylor

PERFORMANCE

Comprehensive detail, including definitions of ratings, performance criteria, and explanations of status, is available on www.ed.sc.gov and www.eoc.sc.gov as well as school and school district websites. Printed versions are available from school districts upon request.

YEAR	ABSOLUTE RATING	GROWTH RATING	PALMETTO GOLD AND SILVER AWARD		ESEA/FEDERAL ACCOUNTABILITY RATING SYSTEM	
			General Performance	Closing the Gap	ESEA Grade	Accountability Indicator
2013	Excellent	Good	TBD	TBD	A	N/A
2012	Excellent	Excellent	Gold	N/A	A	N/A
2011	Excellent	Good	Gold	N/A	Not Met	N/A

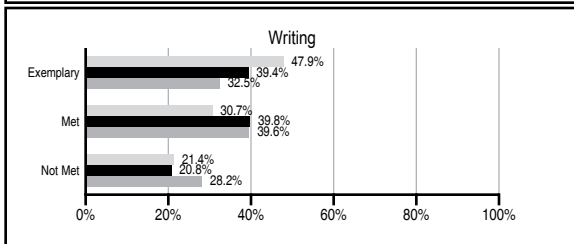
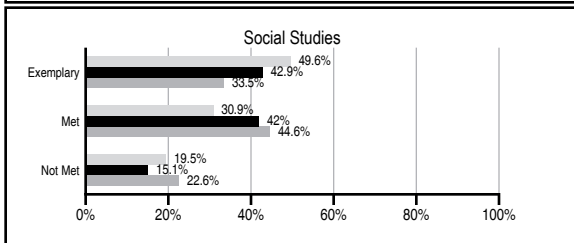
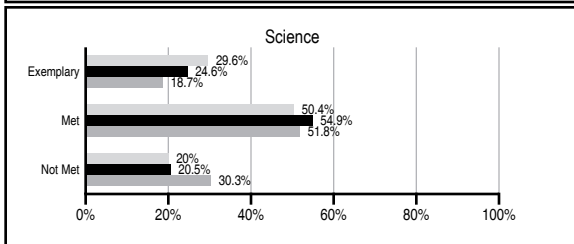
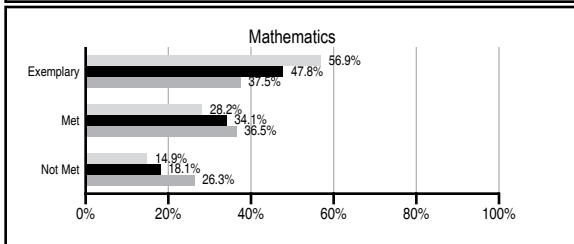
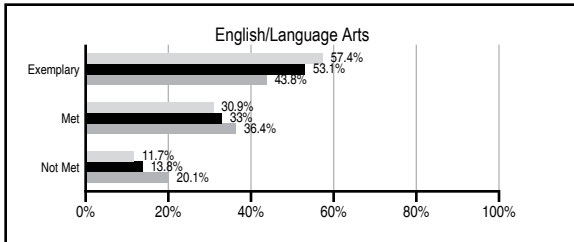
ABSOLUTE RATINGS OF ELEMENTARY SCHOOLS WITH STUDENTS LIKE OURS*

EXCELLENT	GOOD	AVERAGE	BELOW AVERAGE	AT-RISK
39	25	5	0	0

* Ratings are calculated with data available by 11/07/2013. Schools with Students Like Ours are Elementary Schools with Poverty Indices of no more than 5% above or below the index for this school.

PASS PERFORMANCE

Our School
 Elementary Schools with Students Like Ours
 Elementary schools statewide



NAEP PERFORMANCE*

* Performance reported for SC and nation, data not available at school level. Percentages at NAEP Achievement Levels.



SC PERFORMANCE VISION

By 2020 all students will graduate with the knowledge and skills necessary to compete successfully in the global economy, participate in a democratic society and contribute positively as members of families and communities.

Abbreviations Key

N/A Not Applicable N/AV Not Available N/C Not Collected N/R Not Reported I/S Insufficient Sample TBD To be determined

Summit Drive Elementary School [Greenville County]

SCHOOL PROFILE

	Our School	Change from Last Year	Elementary Schools with Students Like Ours	Median Elementary School
Students (n=453)				
Retention rate	1.6%	Down from 1.7%	0.8%	0.9%
Attendance rate	96.9%	Down from 97.2%	96.6%	96.3%
Served by gifted and talented program	12.9%	N/A	10.1%	7.2%
With disabilities	11.2%	N/A	11.3%	12.4%
Older than usual for grade	1.5%	N/A	1.3%	1.9%
Out-of-school suspensions or expulsions for violent and/or criminal offenses	0.0%	No Change	0.0%	0.0%
Teachers (n=28)				
Teachers with advanced degrees	57.1%	Down from 57.7%	64.4%	62.5%
Continuing contract teachers	100.0%	No Change	83.3%	83.3%
Teachers returning from previous year	89.7%	Up from 88.6%	89.8%	88.3%
Teacher attendance rate	96.1%	Up from 96.0%	95.5%	95.0%
Average teacher salary*	\$52,006	Up 5.5%	\$49,245	\$48,193
Classes not taught by highly qualified teachers	0.0%	No Change	0.0%	0.0%
Professional development days/teacher	8.3 days	Down from 9.4 days	11.0 days	11.0 days
School				
Principal's years at school	8.0	Up from 7.0	4.0	4.0
Student-teacher ratio in core subjects	20.6 to 1	Down from 20.7 to 1	20.7 to 1	20.1 to 1
Prime instructional time	91.3%	Down from 92.4%	90.7%	90.0%
Opportunities in the arts	Good	No Change	Good	Good
SACS accreditation	Yes	No Change	Yes	Yes
Parents attending conferences	100.0%	No Change	100.0%	100.0%
Character development program	Good	No Change	Excellent	Excellent
Dollars spent per pupil**	\$7,422	Up 0.8%	\$6,934	\$7,364
Percent of expenditures for instruction**	64.0%	Down from 65.4%	69.0%	68.0%
Percent of expenditures for teacher salaries**	63.0%	Down from 65.2%	67.0%	66.0%
ESEA composite index score	95.4	Down from 99.7	91.5	88.0

* Length of contract = 185+ days.

** Prior year audited financial data available.

EVALUATION RESULTS

	Teachers	Students*	Parents*
Number of surveys returned	28	39	39
Percent satisfied with learning environment	100%	97.4%	100%
Percent satisfied with social and physical environment	96.4%	97.4%	97.5%
Percent satisfied with school-home relations	100%	100%	97.5%

*Only students at the highest elementary school grade level at this school and their parents were included.

REPORT OF PRINCIPAL AND SCHOOL IMPROVEMENT COUNCIL

We consider it a wonderful experience to work with young children and to be a part of the "most" critical development of your child's developmental and academic milestones. We do not take it for granted and want to reiterate in our "Report to the Community" and our School Report Card narrative our thanks and appreciation for entrusting your most precious possessions to us as we assist in nurturing and further developing them for the future. Although Summit Drive is a small community school, we are very large and robust in the degree of personal attention and compassion we have for each and every one of our students. We want our students to love learning as we do. Thank you for your continued support and involvement as we continue to attain higher academic superlatives and implementation of rigorous teaching. We cannot do it without our parents and community.

Dr. Megan Mitchell-Hoefer, Principal
Mr. John Harper, SIC Chairman

Comprehensive detail, including definitions of ratings, performance criteria, and explanations of status, is available on www.ed.sc.gov and www.eoc.sc.gov as well as school and school district websites.

Printed versions are available from school districts upon request.

Abbreviations Key

N/A Not Applicable N/AV Not Available N/C Not Collected N/R Not Reported I/S Insufficient Sample TBD To be determined

NI Newly Identified CSI Continuing School Improvement CA Corrective Action RP Plan to Restructure R Restructure DELAY School Improvement Status HOLD School Improvement Status