



SC Annual School Report Card Summary

Stone Academy
 Greenville County
 Grades: PK-5 Enrollment: 610
 Principal: Ed Holliday
 Superintendent: Mr. Burke Royster
 Board Chair: Mr. Chuck Saylor

PERFORMANCE

Comprehensive detail, including definitions of ratings, performance criteria, and explanations of status, is available on www.ed.sc.gov and www.eoc.sc.gov as well as school and school district websites. Printed versions are available from school districts upon request.

YEAR	ABSOLUTE RATING	GROWTH RATING	PALMETTO GOLD AND SILVER AWARD		ESEA/FEDERAL ACCOUNTABILITY RATING SYSTEM	
			General Performance	Closing the Gap	ESEA Grade	Accountability Indicator
2013	Excellent	Good	TBD	TBD	A	N/A
2012	Excellent	Excellent	Gold	N/A	A	N/A
2011	Excellent	Excellent	Gold	N/A	Met	N/A

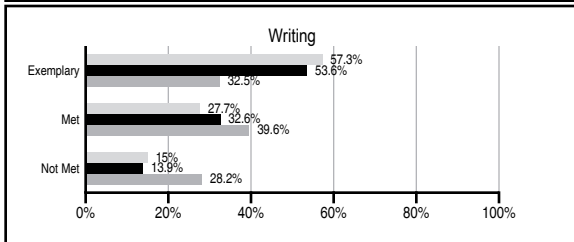
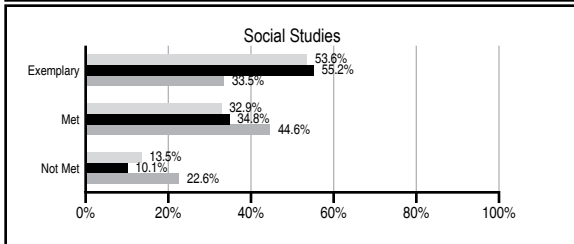
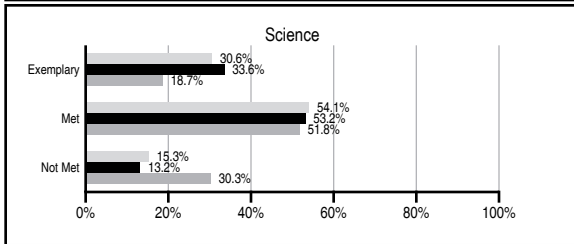
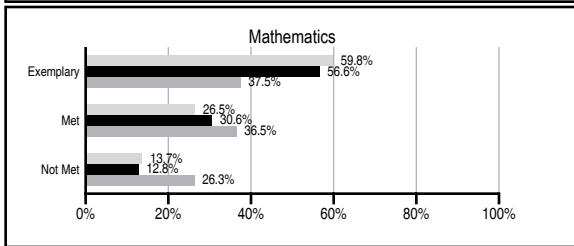
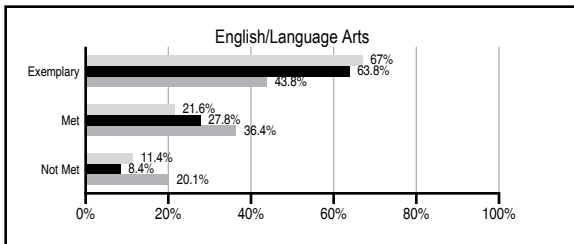
ABSOLUTE RATINGS OF ELEMENTARY SCHOOLS WITH STUDENTS LIKE OURS*

EXCELLENT	GOOD	AVERAGE	BELOW AVERAGE	AT-RISK
32	1	0	0	0

* Ratings are calculated with data available by 11/07/2013. Schools with Students Like Ours are Elementary Schools with Poverty Indices of no more than 5% above or below the index for this school.

PASS PERFORMANCE

Our School
 Elementary Schools with Students Like Ours
 Elementary schools statewide



NAEP PERFORMANCE*

* Performance reported for SC and nation, data not available at school level. Percentages at NAEP Achievement Levels.



SC PERFORMANCE VISION

By 2020 all students will graduate with the knowledge and skills necessary to compete successfully in the global economy, participate in a democratic society and contribute positively as members of families and communities.

Abbreviations Key

N/A Not Applicable N/AV Not Available N/C Not Collected N/R Not Reported I/S Insufficient Sample TBD To be determined

Stone Academy [Greenville County]

SCHOOL PROFILE

	Our School	Change from Last Year	Elementary Schools with Students Like Ours	Median Elementary School
Students (n=610)				
Retention rate	0.5%	Up from 0.2%	0.6%	0.9%
Attendance rate	97.3%	Down from 97.5%	96.8%	96.3%
Served by gifted and talented program	21.0%	N/A	14.3%	7.2%
With disabilities	8.5%	N/A	9.4%	12.4%
Older than usual for grade	0.9%	N/A	0.9%	1.9%
Out-of-school suspensions or expulsions for violent and/or criminal offenses	0.0%	No Change	0.0%	0.0%
Teachers (n=39)				
Teachers with advanced degrees	59.0%	Down from 61.1%	64.2%	62.5%
Continuing contract teachers	84.6%	Down from 94.4%	83.3%	83.3%
Teachers returning from previous year	93.0%	Down from 94.9%	90.1%	88.3%
Teacher attendance rate	95.8%	Down from 96.3%	95.1%	95.0%
Average teacher salary*	\$48,390	Up 2.3%	\$50,045	\$48,193
Classes not taught by highly qualified teachers	0.0%	No Change	0.0%	0.0%
Professional development days/teacher	6.4 days	Down from 7.4 days	10.5 days	11.0 days
School				
Principal's years at school	20.0	Up from 19.0	4.0	4.0
Student-teacher ratio in core subjects	24.3 to 1	Up from 24.0 to 1	20.9 to 1	20.1 to 1
Prime instructional time	92.6%	Down from 93.4%	91.1%	90.0%
Opportunities in the arts	Excellent	No Change	Good	Good
SACS accreditation	Yes	No Change	Yes	Yes
Parents attending conferences	100.0%	No Change	100.0%	100.0%
Character development program	Good	No Change	Excellent	Excellent
Dollars spent per pupil**	\$6,405	Up 4.0%	\$6,964	\$7,364
Percent of expenditures for instruction**	65.0%	Down from 65.5%	69.0%	68.0%
Percent of expenditures for teacher salaries**	64.0%	Down from 65.2%	66.5%	66.0%
ESEA composite index score	96.7	Down from 98.4	94.2	88.0

* Length of contract = 185+ days.

** Prior year audited financial data available.

EVALUATION RESULTS

	Teachers	Students*	Parents*
Number of surveys returned	33	94	64
Percent satisfied with learning environment	100%	94.7%	96.9%
Percent satisfied with social and physical environment	100.1%	95.7%	97%
Percent satisfied with school-home relations	100%	94.6%	96.9%

*Only students at the highest elementary school grade level at this school and their parents were included.

REPORT OF PRINCIPAL AND SCHOOL IMPROVEMENT COUNCIL

Stone Academy is an inner-city arts magnet school of 636 students serving an assigned downtown neighborhood and students from across the county who apply to attend. Approximately 26% of students qualify for free/reduced meals, 31% are magnet and 40% of students in grades 3-5 qualify for Challenge.

We continued addressing our 4 multi-year goals for continuous improvement that included: Improving reading and writing achievement of all students across grade levels; Improving math achievement of all students across grade levels; Improving technology skills of students, teachers and parents to improve overall achievement; Improving parent communication and involvement to improve overall achievement.

This year's focus was on iPad training and Autism Awareness. During the year teachers and staff acquired skills and strategies for using an iPad effectively and working with Autistic students to maximize their potential.

Stone Academy met Annual Year Progress (AYP) by meeting 17 of the 17 standards set by the U.S. Department of Education in the "No Child Left Behind Act".

Stone maintained for the fifteenth year its status as an ABC (Arts in the Basic Curriculum) Advancement Site and received funds to support artists-in-residence and staff development. The school-wide instructional theme was "Ubuntu." The annual school-wide production was an original script that featured this theme and showcased music, dance, drama, and art. First grade again did a Peter Rabbit musical, the second grade again performed the American History Timeline pageant, and third grade did a South Carolina History pageant.

Many students successfully auditioned for the various performing groups at school with 70 in Stone Singers, 17 in Dance Ensemble, 22 in Play Production, and 55 students in strings. Jumpstart News continued as a daily, live student-produced TV program. Five crews of 15 members of fourth and fifth graders served during the school year. Encore enrichment classes before and after school offered continued learning experiences in art, music, dance, drama, and writing. Friday clubs were offered to fourth and fifth grade students and featured drama, dance, literature, publishing, physical activities, artistic creation, and music.

The SIC oversaw, parent education programs and HOG Day to landscape the campus. Stone received the Palmetto Gold Award, for an excellent Annual School Report Card and good improvement rating.

Ed Holliday, Principal
Jennifer Medlock, SIC Chair

Comprehensive detail, including definitions of ratings, performance criteria, and explanations of status, is available on www.ed.sc.gov and www.eoc.sc.gov as well as school and school district websites.

Printed versions are available from school districts upon request.

Abbreviations Key

N/A Not Applicable N/AV Not Available N/C Not Collected N/R Not Reported I/S Insufficient Sample TBD To be determined
NI Newly Identified CSI Continuing School Improvement CA Corrective Action RP Plan to Restructure R Restructure DELAY School Improvement Status HOLD School Improvement Status