



SC Annual School Report Card Summary

Slater-Marietta Elementary
 Greenville County
 Grades: PK-5 Enrollment: 436
 Principal: Joshua F Morgan
 Superintendent: Mr. Burke Royster
 Board Chair: Mr. Chuck Saylor

PERFORMANCE

Comprehensive detail, including definitions of ratings, performance criteria, and explanations of status, is available on www.ed.sc.gov and www.eoc.sc.gov as well as school and school district websites. Printed versions are available from school districts upon request.

YEAR	ABSOLUTE RATING	GROWTH RATING	PALMETTO GOLD AND SILVER AWARD		ESEA/FEDERAL ACCOUNTABILITY RATING SYSTEM	
			General Performance	Closing the Gap	ESEA Grade	Accountability Indicator
2013	Good	Below Average	TBD	TBD	A	Reward
2012	Average	Average	N/A	N/A	B	Reward
2011	Average	Average	Silver	N/A	Met	N/A

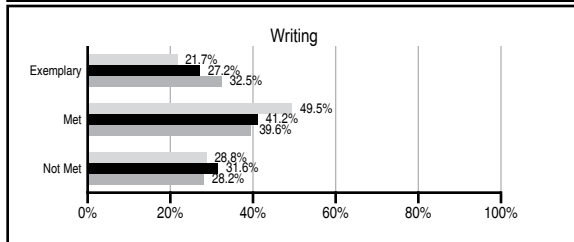
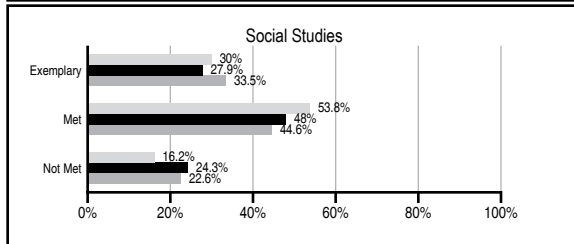
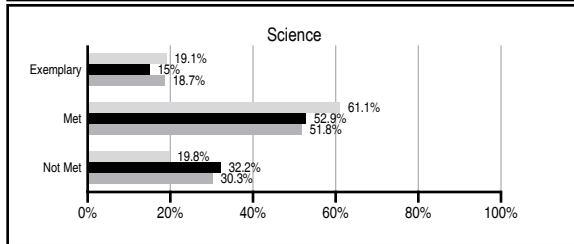
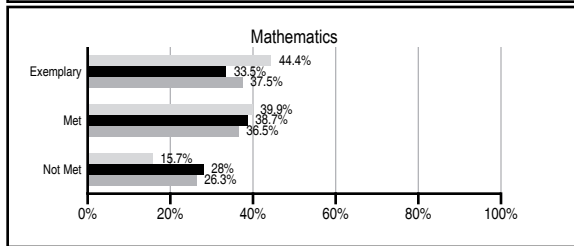
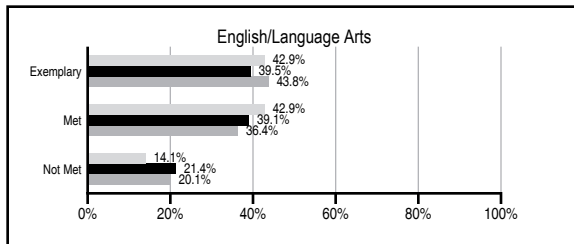
ABSOLUTE RATINGS OF ELEMENTARY SCHOOLS WITH STUDENTS LIKE OURS*

EXCELLENT	GOOD	AVERAGE	BELOW AVERAGE	AT-RISK
13	32	81	6	1

* Ratings are calculated with data available by 11/07/2013. Schools with Students Like Ours are Elementary Schools with Poverty Indices of no more than 5% above or below the index for this school.

PASS PERFORMANCE

Our School
 Elementary Schools with Students Like Ours
 Elementary schools statewide



NAEP PERFORMANCE*

* Performance reported for SC and nation, data not available at school level. Percentages at NAEP Achievement Levels.



SC PERFORMANCE VISION

By 2020 all students will graduate with the knowledge and skills necessary to compete successfully in the global economy, participate in a democratic society and contribute positively as members of families and communities.

Abbreviations Key

N/A Not Applicable N/AV Not Available N/C Not Collected N/R Not Reported I/S Insufficient Sample TBD To be determined

Slater-Marietta Elementary [Greenville County]

SCHOOL PROFILE

	Our School	Change from Last Year	Elementary Schools with Students Like Ours	Median Elementary School
Students (n=436)				
Retention rate	2.1%	Down from 4.5%	1.0%	0.9%
Attendance rate	96.1%	Down from 96.3%	96.0%	96.3%
Served by gifted and talented program	9.0%	N/A	6.2%	7.2%
With disabilities	14.0%	N/A	14.1%	12.4%
Older than usual for grade	5.4%	N/A	2.4%	1.9%
Out-of-school suspensions or expulsions for violent and/or criminal offenses	0.0%	No Change	0.0%	0.0%
Teachers (n=32)				
Teachers with advanced degrees	53.1%	Down from 58.1%	61.3%	62.5%
Continuing contract teachers	96.9%	Down from 100.0%	83.8%	83.3%
Teachers returning from previous year	90.9%	Up from 90.5%	88.5%	88.3%
Teacher attendance rate	94.3%	Down from 96.1%	94.6%	95.0%
Average teacher salary*	\$51,020	Up 3.3%	\$48,050	\$48,193
Classes not taught by highly qualified teachers	0.0%	No Change	0.0%	0.0%
Professional development days/teacher	7.9 days	Down from 11.0 days	11.4 days	11.0 days
School				
Principal's years at school	1.0	Down from 16.0	4.0	4.0
Student-teacher ratio in core subjects	19.8 to 1	Up from 19.5 to 1	20.1 to 1	20.1 to 1
Prime instructional time	88.9%	Down from 91.6%	89.6%	90.0%
Opportunities in the arts	Good	No Change	Good	Good
SACS accreditation	Yes	No Change	Yes	Yes
Parents attending conferences	100.0%	No Change	100.0%	100.0%
Character development program	Below Average	Down from Excellent	Excellent	Excellent
Dollars spent per pupil**	\$7,473	Up 2.8%	\$7,291	\$7,364
Percent of expenditures for instruction**	68.0%	Down from 69.7%	67.0%	68.0%
Percent of expenditures for teacher salaries**	66.0%	Down from 68.2%	65.0%	66.0%
ESEA composite index score	96.2	Up from 87.8	85.4	88.0

* Length of contract = 185+ days.

** Prior year audited financial data available.

EVALUATION RESULTS

	Teachers	Students*	Parents*
Number of surveys returned	30	65	39
Percent satisfied with learning environment	96.7%	98.5%	97.5%
Percent satisfied with social and physical environment	100%	98.5%	89.7%
Percent satisfied with school-home relations	96.7%	95.4%	87.5%

*Only students at the highest elementary school grade level at this school and their parents were included.

REPORT OF PRINCIPAL AND SCHOOL IMPROVEMENT COUNCIL

Slater-Marietta Elementary School is a Title I school which serves all of the children in northwest Greenville County. This includes the communities of Slater, Marietta, and Cleveland, South Carolina. A dedicated staff and community work together to make our school an inviting place to learn. Our modern facility is equipped with the latest technology hardware for teaching. Students have access to laptop computers, iPads, PC based tablets, and electronic student response devices. Slater-Marietta is a Title I school. Our student body is active in many extra-curricular activities such as Safety Patrol, Student Council, Junior Beta Club, Science Club, Soccer Club, and Chorus. The Cliffs Valley Community serves our school with many volunteers who tutor and mentor students. Our vision for future success is to promote parent involvement, establish high expectations for our students, and continue to enhance our warm and caring environment because "Together We Learn."

Joshua F. Morgan
Melanie Gillenwater

Comprehensive detail, including definitions of ratings, performance criteria, and explanations of status, is available on www.ed.sc.gov and www.eoc.sc.gov as well as school and school district websites.

Printed versions are available from school districts upon request.

Abbreviations Key

N/A Not Applicable N/AV Not Available N/C Not Collected N/R Not Reported I/S Insufficient Sample TBD To be determined

NI Newly Identified CSI Continuing School Improvement CA Corrective Action RP Plan to Restructure R Restructure DELAY School Improvement Status HOLD School Improvement Status