



SC Annual School Report Card Summary

Pelham Road Elementary School
 Greenville County
 Grades: K-5 Enrollment: 704
 Principal: W. LaVelle McCray
 Superintendent: Mr. Burke Royster
 Board Chair: Mr. Chuck Saylor

PERFORMANCE

Comprehensive detail, including definitions of ratings, performance criteria, and explanations of status, is available on www.ed.sc.gov and www.eoc.sc.gov as well as school and school district websites. Printed versions are available from school districts upon request.

YEAR	ABSOLUTE RATING	GROWTH RATING	PALMETTO GOLD AND SILVER AWARD		ESEA/FEDERAL ACCOUNTABILITY RATING SYSTEM	
			General Performance	Closing the Gap	ESEA Grade	Accountability Indicator
2013	Excellent	Good	TBD	TBD	A	N/A
2012	Excellent	Excellent	Gold	N/A	A	N/A
2011	Excellent	Excellent	Gold	N/A	Not Met	N/A

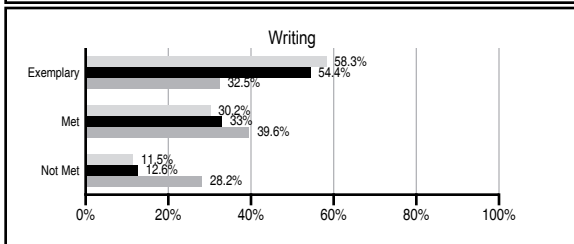
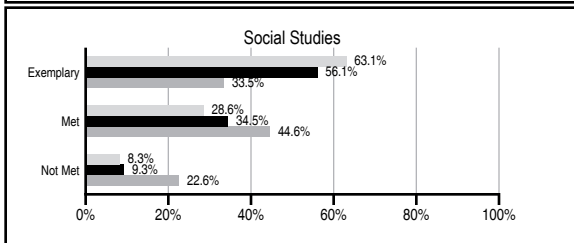
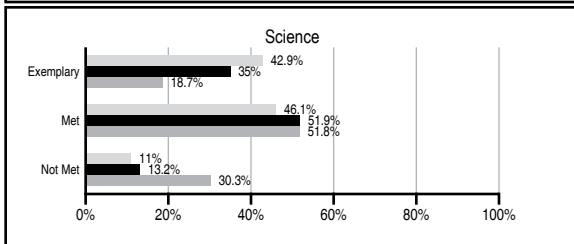
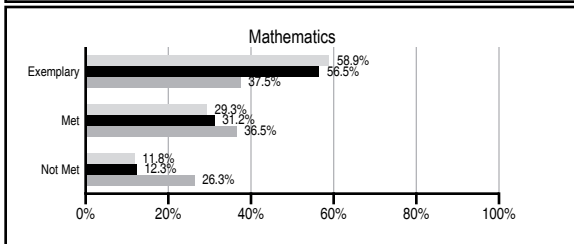
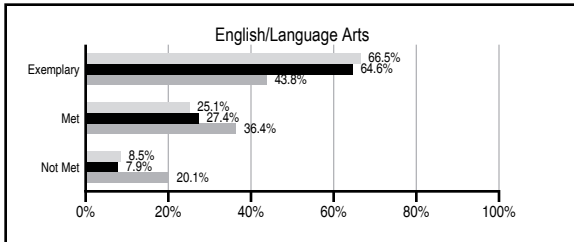
ABSOLUTE RATINGS OF ELEMENTARY SCHOOLS WITH STUDENTS LIKE OURS*

EXCELLENT	GOOD	AVERAGE	BELOW AVERAGE	AT-RISK
20	0	1	0	0

* Ratings are calculated with data available by 11/07/2013. Schools with Students Like Ours are Elementary Schools with Poverty Indices of no more than 5% above or below the index for this school.

PASS PERFORMANCE

Our School
 Elementary Schools with Students Like Ours
 Elementary schools statewide



NAEP PERFORMANCE*

* Performance reported for SC and nation, data not available at school level. Percentages at NAEP Achievement Levels.



SC PERFORMANCE VISION

By 2020 all students will graduate with the knowledge and skills necessary to compete successfully in the global economy, participate in a democratic society and contribute positively as members of families and communities.

Abbreviations Key

N/A Not Applicable N/AV Not Available N/C Not Collected N/R Not Reported I/S Insufficient Sample TBD To be determined

Pelham Road Elementary School [Greenville County]

SCHOOL PROFILE

	Our School	Change from Last Year	Elementary Schools with Students Like Ours	Median Elementary School
Students (n=704)				
Retention rate	0.9%	Down from 2.1%	0.4%	0.9%
Attendance rate	97.2%	Down from 97.6%	96.9%	96.3%
Served by gifted and talented program	20.2%	N/A	15.6%	7.2%
With disabilities	16.1%	N/A	10.0%	12.4%
Older than usual for grade	1.6%	N/A	0.8%	1.9%
Out-of-school suspensions or expulsions for violent and/or criminal offenses	0.0%	No Change	0.0%	0.0%
Teachers (n=40)				
Teachers with advanced degrees	65.0%	Down from 72.2%	66.7%	62.5%
Continuing contract teachers	92.5%	Up from 91.7%	88.3%	83.3%
Teachers returning from previous year	93.8%	Down from 94.8%	90.7%	88.3%
Teacher attendance rate	95.0%	Up from 94.5%	95.1%	95.0%
Average teacher salary*	\$49,554	Up 0.3%	\$49,298	\$48,193
Classes not taught by highly qualified teachers	1.7%	Up from 0.0%	0.0%	0.0%
Professional development days/teacher	7.6 days	Up from 6.7 days	11.0 days	11.0 days
School				
Principal's years at school	3.0	Up from 2.0	5.0	4.0
Student-teacher ratio in core subjects	22.4 to 1	Up from 21.4 to 1	20.9 to 1	20.1 to 1
Prime instructional time	90.7%	Down from 91.1%	91.1%	90.0%
Opportunities in the arts	Good	No Change	Good	Good
SACS accreditation	Yes	No Change	Yes	Yes
Parents attending conferences	97.4%	Down from 100.0%	100.0%	100.0%
Character development program	Average	No Change	Excellent	Excellent
Dollars spent per pupil**	\$6,714	Up 7.3%	\$6,856	\$7,364
Percent of expenditures for instruction**	70.0%	Up from 69.8%	70.0%	68.0%
Percent of expenditures for teacher salaries**	68.0%	Down from 69.7%	68.5%	66.0%
ESEA composite index score	93.8	Down from 98.9	92.0	88.0

* Length of contract = 185+ days.

** Prior year audited financial data available.

EVALUATION RESULTS

	Teachers	Students*	Parents*
Number of surveys returned	34	102	46
Percent satisfied with learning environment	100%	96.1%	84.8%
Percent satisfied with social and physical environment	100%	99%	95.5%
Percent satisfied with school-home relations	100%	93.1%	86.6%

*Only students at the highest elementary school grade level at this school and their parents were included.

REPORT OF PRINCIPAL AND SCHOOL IMPROVEMENT COUNCIL

Pelham Road Elementary School is a unique blend of traditional studies and technology in a delightful, child-friendly setting. Our motto, "A Community of Learning", is quite evident with our report card ratings, student achievement on state standardized test, and our outstanding volunteer program. This past year, our PTA and SIC gave 25,426 volunteer hours to tutor, assist with field trips, assist with computer and science labs, and help with special programs such as our International Day and Math and Science Day. Also our SIC Board is comprised of community members, parents, retired educators, and school staff who keep abreast of current legislation and education trends as well as serve as an advisory body to the school's principal and faculty. Because of the outstanding diversity of our communities representing forty nationalities/countries and twenty languages spoken in our homes, Pelham Road Elementary is definitely the epitome of "A Place Called School" by being a microcosm of the real world and a "Little United Nations".

We are proud of the educational achievements of our faculty and staff. Currently, twenty-seven staff members have earned advanced degrees in the field of education. Also, we have 12 teachers who have earned National Board Certification, a PhD recipient and another teacher seeking a PhD in the educational field. Our faculty is also deeply committed to improving each child's achievement and participates in high level professional development not only at our school site, but also participates at the district level. We provide our students with individualized goal setting and progress measurement through MAP testing – Measures of Academic Progress. Strong writing integration across the curriculum provides students with a solid language arts foundation. Consequently, Pelham Road is now a school of Exemplary Writing and recently received The Exemplary Writing Award from our state. We are also a National Blue Ribbon School of Excellence, Palmetto's Finest, and have received the Red Carpet Award.

Our very excellent extended day program provides safe and stimulating activities in art, music, and PE and homework help for the 150 children we served this past school year and currently have a waiting list for the upcoming school year. Many teachers work in the afterschool program as well as older teenagers, many of which were former students at Pelham Road Elementary.

Our mission, in partnership with our home and community is to PREPARE, RESPECT, ENRICH and SUCCEED. We will continue to move forward to maintain the excellent service we provide for our students and community. We are indeed proud to be called "A Community of Learners".

Andrea Hargette, SIC Chair person
W. LaVelle McCray, Principal

Comprehensive detail, including definitions of ratings, performance criteria, and explanations of status, is available on www.ed.sc.gov and www.eoc.sc.gov as well as school and school district websites.

Printed versions are available from school districts upon request.

Abbreviations Key

N/A Not Applicable N/AV Not Available N/C Not Collected N/R Not Reported I/S Insufficient Sample TBD To be determined
NI Newly Identified CSI Continuing School Improvement CA Corrective Action RP Plan to Restructure R Restructure DELAY School Improvement Status HOLD School Improvement Status