



SC Annual School Report Card Summary

Monaview Elementary
Greenville County
Grades: PK-5 **Enrollment: 509**
Principal: Sharon J. Dowell
Superintendent: Mr. Burke Royster
Board Chair: Mr. Chuck Saylor

PERFORMANCE

Comprehensive detail, including definitions of ratings, performance criteria, and explanations of status, is available on www.ed.sc.gov and www.eoc.sc.gov as well as school and school district websites. Printed versions are available from school districts upon request.

YEAR	ABSOLUTE RATING	GROWTH RATING	PALMETTO GOLD AND SILVER AWARD		ESEA/FEDERAL ACCOUNTABILITY RATING SYSTEM	
			General Performance	Closing the Gap	ESEA Grade	Accountability Indicator
2013	Average	Average	TBD	TBD	A	Reward
2012	Average	Good	Silver	N/A	A	Reward
2011	Average	Average	Silver	Silver	Not Met	N/A

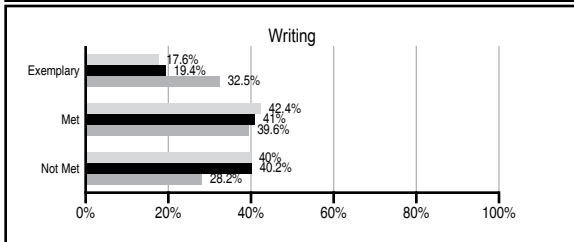
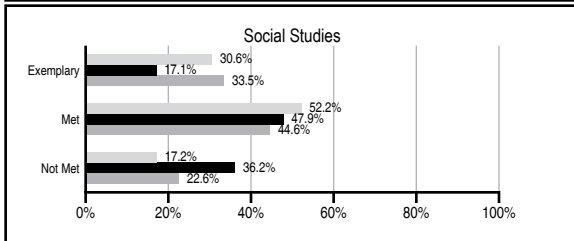
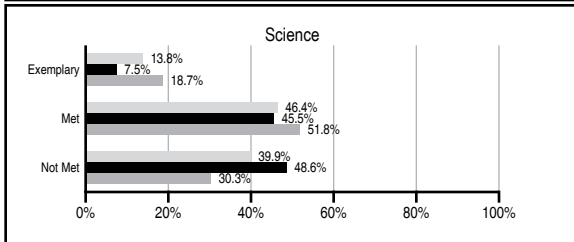
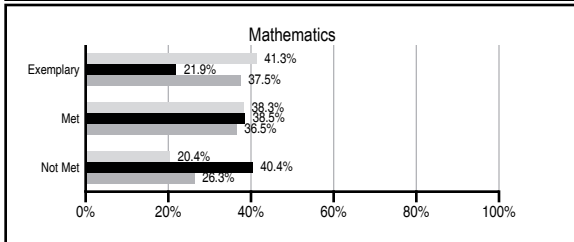
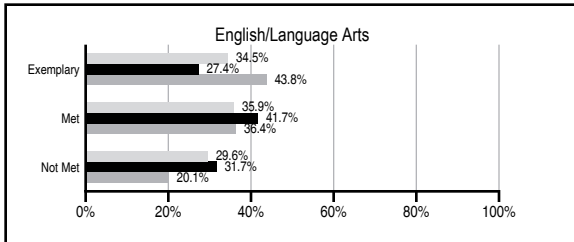
ABSOLUTE RATINGS OF ELEMENTARY SCHOOLS WITH STUDENTS LIKE OURS*

EXCELLENT	GOOD	AVERAGE	BELOW AVERAGE	AT-RISK
0	10	87	43	15

* Ratings are calculated with data available by 11/07/2013. Schools with Students Like Ours are Elementary Schools with Poverty Indices of no more than 5% above or below the index for this school.

PASS PERFORMANCE

Our School
 Elementary Schools with Students Like Ours
 Elementary schools statewide



NAEP PERFORMANCE*

* Performance reported for SC and nation, data not available at school level. Percentages at NAEP Achievement Levels.



SC PERFORMANCE VISION

By 2020 all students will graduate with the knowledge and skills necessary to compete successfully in the global economy, participate in a democratic society and contribute positively as members of families and communities.

Abbreviations Key

N/A Not Applicable N/AV Not Available N/C Not Collected N/R Not Reported I/S Insufficient Sample TBD To be determined

Monaview Elementary [Greenville County]

SCHOOL PROFILE

	Our School	Change from Last Year	Elementary Schools with Students Like Ours	Median Elementary School
Students (n=509)				
Retention rate	1.8%	Up from 1.6%	1.1%	0.9%
Attendance rate	96.3%	Down from 96.7%	96.0%	96.3%
Served by gifted and talented program	2.3%	N/A	2.6%	7.2%
With disabilities	14.1%	N/A	13.4%	12.4%
Older than usual for grade	2.9%	N/A	3.0%	1.9%
Out-of-school suspensions or expulsions for violent and/or criminal offenses	0.0%	No Change	0.0%	0.0%
Teachers (n=41)				
Teachers with advanced degrees	48.8%	Up from 40.0%	59.6%	62.5%
Continuing contract teachers	90.2%	Up from 80.0%	74.3%	83.3%
Teachers returning from previous year	88.1%	Up from 85.3%	84.6%	88.3%
Teacher attendance rate	95.0%	Up from 93.8%	94.9%	95.0%
Average teacher salary*	\$45,245	Up 6.0%	\$45,979	\$48,193
Classes not taught by highly qualified teachers	0.0%	No Change	0.0%	0.0%
Professional development days/teacher	16.2 days	Down from 17.2 days	10.4 days	11.0 days
School				
Principal's years at school	5.0	Up from 4.0	3.8	4.0
Student-teacher ratio in core subjects	17.6 to 1	Down from 20.1 to 1	17.8 to 1	20.1 to 1
Prime instructional time	90.2%	Up from 88.7%	89.6%	90.0%
Opportunities in the arts	Good	No Change	Good	Good
SACS accreditation	Yes	No Change	Yes	Yes
Parents attending conferences	100.0%	No Change	100.0%	100.0%
Character development program	Good	Up from Average	Excellent	Excellent
Dollars spent per pupil**	\$7,323	Down 2.0%	\$8,398	\$7,364
Percent of expenditures for instruction**	68.0%	Down from 69.6%	66.0%	68.0%
Percent of expenditures for teacher salaries**	66.0%	Down from 67.4%	63.0%	66.0%
ESEA composite index score	91.4	Up from 90.1	69.1	88.0

* Length of contract = 185+ days.

** Prior year audited financial data available.

EVALUATION RESULTS

	Teachers	Students*	Parents*
Number of surveys returned	40	63	39
Percent satisfied with learning environment	95%	96.8%	92.3%
Percent satisfied with social and physical environment	100%	96.8%	97.6%
Percent satisfied with school-home relations	97.5%	90.2%	95.1%

*Only students at the highest elementary school grade level at this school and their parents were included.

REPORT OF PRINCIPAL AND SCHOOL IMPROVEMENT COUNCIL

The 2012-2013 school year was an exciting and successful year at Monaview Elementary School. Title I Planning/SIC Committee, PTA, Faculty Council, staff, and students worked together to establish a shared vision. As a learning community, Monaview used the Greenville County School's Educational Plan as a framework to establish and implement directional goals which led to increased student performances in the core subject areas of English Language Arts, and mathematics as measured by MAP. After reviewing current test data, SC State Standards, and student benchmark, data priority goals were established to increase student performances in mathematics and reading. Strategies to support these goals included continued professional development in Math, Differentiated Instruction, Balance Literacy Training, and vocabulary development for all teachers. With the assistance of teachers, students established individual academic goals for the school year. Academic rigor in instruction was enhanced through grade level reading and mathematics intervention groups.

Monaview Elementary accomplishments and plans for the future:

Monaview received the Palmetto Silver Award in the category of General Performance, Monaview was recognized with banners for being considered a part of the "Safe School's Program," participating in Jump Rope for the Heart, and completing the criteria for Safe Routes to School, Monaview has a collaborative partnership with Communities in Schools, Monaview was awarded the Fresh Fruits and Vegetable Grant for 2012-13, The 2013-13 school theme will be "Building Strong Minds & Bodies,"

Monaview received the banner for PBIS, the school wide discipline program during the 2012-13 school year and will continue with the program in 2013-14, Monaview will continue the daily news show staffed by the students, and

There were and will continue to be student activities such as Student Council, Safety Patrols, Library cadets, D.R.U.M. Club, Chorus, and Recorder Club.

Monaview will continue to review data from a variety of sources and set new goals for increased student performances in all core subjects. Administration, Faculty Council, Staff, PTA, Title I Planning/ SIC Committee, Parents, and the Community will continue to build a collaborative, cohesive team so that all students are successful both academically and socially.

Principal Sharon Dowell and SIC Chair, Mindy Brown

Comprehensive detail, including definitions of ratings, performance criteria, and explanations of status, is available on www.ed.sc.gov and www.eoc.sc.gov as well as school and school district websites.

Printed versions are available from school districts upon request.

Abbreviations Key

N/A Not Applicable N/AV Not Available N/C Not Collected N/R Not Reported I/S Insufficient Sample TBD To be determined

NI Newly Identified CSI Continuing School Improvement CA Corrective Action RP Plan to Restructure R Restructure DELAY School Improvement Status HOLD School Improvement Status