



# SC Annual School Report Card Summary

Mitchell Road Elementary  
 Greenville County  
 Grades: PK-5 Enrollment: 556  
 Principal: Nerissa Q. Lewis  
 Superintendent: Mr. Burke Royster  
 Board Chair: Mr. Chuck Saylor

## PERFORMANCE

Comprehensive detail, including definitions of ratings, performance criteria, and explanations of status, is available on [www.ed.sc.gov](http://www.ed.sc.gov) and [www.eoc.sc.gov](http://www.eoc.sc.gov) as well as school and school district websites. Printed versions are available from school districts upon request.

YEAR	ABSOLUTE RATING	GROWTH RATING	PALMETTO GOLD AND SILVER AWARD		ESEA/FEDERAL ACCOUNTABILITY RATING SYSTEM	
			General Performance	Closing the Gap	ESEA Grade	Accountability Indicator
2013	Good	Below Average	TBD	TBD	A	N/A
2012	Excellent	Good	Gold	N/A	A	N/A
2011	Good	Average	Silver	N/A	Met	N/A

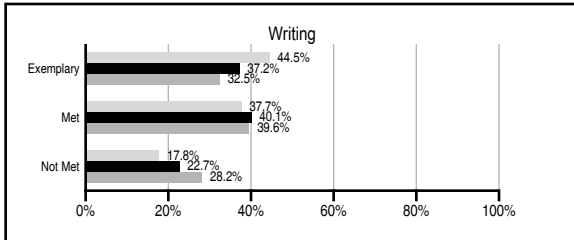
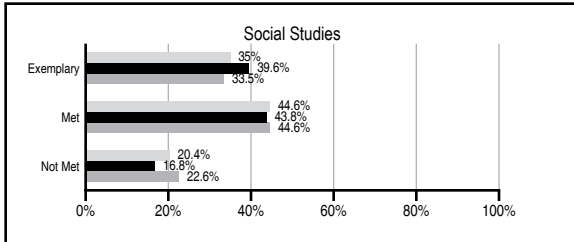
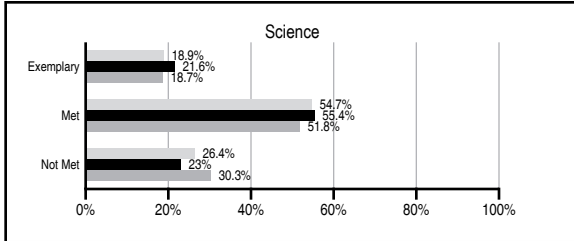
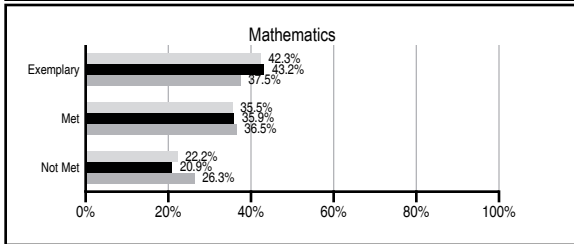
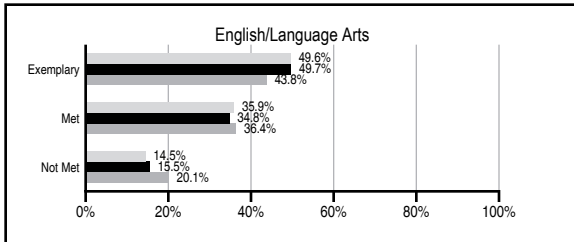
## ABSOLUTE RATINGS OF ELEMENTARY SCHOOLS WITH STUDENTS LIKE OURS\*

EXCELLENT	GOOD	AVERAGE	BELOW AVERAGE	AT-RISK
41	38	23	0	1

\* Ratings are calculated with data available by 11/07/2013. Schools with Students Like Ours are Elementary Schools with Poverty Indices of no more than 5% above or below the index for this school.

## PASS PERFORMANCE

Our School  
 Elementary Schools with Students Like Ours  
 Elementary schools statewide



## NAEP PERFORMANCE\*

\* Performance reported for SC and nation, data not available at school level. Percentages at NAEP Achievement Levels.



## SC PERFORMANCE VISION

*By 2020 all students will graduate with the knowledge and skills necessary to compete successfully in the global economy, participate in a democratic society and contribute positively as members of families and communities.*

### Abbreviations Key

N/A Not Applicable N/AV Not Available N/C Not Collected N/R Not Reported I/S Insufficient Sample TBD To be determined

# Mitchell Road Elementary [Greenville County]

## SCHOOL PROFILE

	Our School	Change from Last Year	Elementary Schools with Students Like Ours	Median Elementary School
<b>Students (n=556)</b>				
Retention rate	2.0%	Up from 0.9%	1.0%	0.9%
Attendance rate	96.7%	Down from 97.1%	96.3%	96.3%
Served by gifted and talented program	10.1%	N/A	9.5%	7.2%
With disabilities	7.5%	N/A	12.3%	12.4%
Older than usual for grade	1.6%	N/A	1.8%	1.9%
Out-of-school suspensions or expulsions for violent and/or criminal offenses	0.0%	No Change	0.0%	0.0%
<b>Teachers (n=35)</b>				
Teachers with advanced degrees	68.6%	Up from 63.6%	64.1%	62.5%
Continuing contract teachers	91.4%	Down from 93.9%	86.8%	83.3%
Teachers returning from previous year	93.9%	Down from 94.0%	89.6%	88.3%
Teacher attendance rate	94.3%	Down from 94.4%	95.0%	95.0%
Average teacher salary*	\$53,617	Up 8.1%	\$49,228	\$48,193
Classes not taught by highly qualified teachers	0.0%	No Change	0.0%	0.0%
Professional development days/teacher	8.6 days	Down from 9.4 days	11.5 days	11.0 days
<b>School</b>				
Principal's years at school	8.0	Up from 7.0	5.5	4.0
Student-teacher ratio in core subjects	21.0 to 1	Down from 21.1 to 1	20.6 to 1	20.1 to 1
Prime instructional time	89.8%	Down from 90.5%	90.2%	90.0%
Opportunities in the arts	Good	No Change	Good	Good
SACS accreditation	Yes	No Change	Yes	Yes
Parents attending conferences	99.5%	Down from 100.0%	100.0%	100.0%
Character development program	Good	No Change	Excellent	Excellent
Dollars spent per pupil**	\$6,788	Up 4.5%	\$6,965	\$7,364
Percent of expenditures for instruction**	66.0%	Down from 66.9%	68.0%	68.0%
Percent of expenditures for teacher salaries**	65.0%	Down from 66.7%	66.0%	66.0%
ESEA composite index score	91.9	Down from 97.8	89.8	88.0

\* Length of contract = 185+ days.

\*\* Prior year audited financial data available.

## REPORT OF PRINCIPAL AND SCHOOL IMPROVEMENT COUNCIL

The Mitchell Road Elementary faculty, staff, and community developed a comprehensive strategic plan outlining the goals, objectives, and strategies for our school. The goals focus on academic achievement, parent involvement, and a supportive educational environment. The goals address the specific school needs and are aligned to the district's Education Plan. The School Improvement Council along with school personnel regularly review the progress made in achieving these goals. Mitchell Road Elementary is an award winning school. Thirteen teachers have received National Board Certification and several more are in the process of seeking certification. Mitchell Road recently received the South Carolina Department of Education's Palmetto Gold Award for student achievement and an Excellent Absolute report card rating. Positive Behavior Interventions and Supports (PBIS) and Fountas and Pinnell balanced literacy model are just some of the best practices that have been implemented school-wide. We attribute our continuous improvement to our committed leadership, faculty, students and parents.

Our PTA actively supports our school through fundraising and volunteer hours. Parents have many opportunities to be involved in their child's education. The active involvement of the school's PTA helps provide programs that benefit all children. Opportunities include tutoring, volunteering in classrooms or the office, mentoring students, serving on committees, landscaping, chaperoning field trips, etc. We recognize the importance of parent involvement in our school and the impact that it can have on student success.

Teachers and staff work together to meet the needs of each student. Every child has the opportunity to achieve success related not only to academics, but also in areas such as music, art, and physical education. All students are encouraged to do their best at all times! We enjoy celebrating the successes attained by each child.

Nerissa Lewis, Principal  
Julie Baker, SIC Chair

## EVALUATION RESULTS

	Teachers	Students*	Parents*
Number of surveys returned	19	76	56
Percent satisfied with learning environment	100%	90.8%	92.9%
Percent satisfied with social and physical environment	100%	86.5%	96.5%
Percent satisfied with school-home relations	100%	93.4%	94.7%

\*Only students at the highest elementary school grade level at this school and their parents were included.

Comprehensive detail, including definitions of ratings, performance criteria, and explanations of status, is available on [www.ed.sc.gov](http://www.ed.sc.gov) and [www.eoc.sc.gov](http://www.eoc.sc.gov) as well as school and school district websites.

Printed versions are available from school districts upon request.

### Abbreviations Key

N/A Not Applicable N/AV Not Available N/C Not Collected N/R Not Reported I/S Insufficient Sample TBD To be determined  
NI Newly Identified CSI Continuing School Improvement CA Corrective Action RP Plan to Restructure R Restructure DELAY School Improvement Status HOLD School Improvement Status