



# SC Annual School Report Card Summary

Lake Forest Elementary  
 Greenville County  
 Grades: PK-5 Enrollment: 766  
 Principal: Cynthia Coggins  
 Superintendent: Mr. Burke Royster  
 Board Chair: Mr. Chuck Saylor

## PERFORMANCE

Comprehensive detail, including definitions of ratings, performance criteria, and explanations of status, is available on [www.ed.sc.gov](http://www.ed.sc.gov) and [www.eoc.sc.gov](http://www.eoc.sc.gov) as well as school and school district websites. Printed versions are available from school districts upon request.

YEAR	ABSOLUTE RATING	GROWTH RATING	PALMETTO GOLD AND SILVER AWARD		ESEA/FEDERAL ACCOUNTABILITY RATING SYSTEM	
			General Performance	Closing the Gap	ESEA Grade	Accountability Indicator
2013	Good	Average	TBD	TBD	B	N/A
2012	Good	Average	N/A	N/A	B	N/A
2011	Good	Average	Silver	N/A	Not Met	N/A

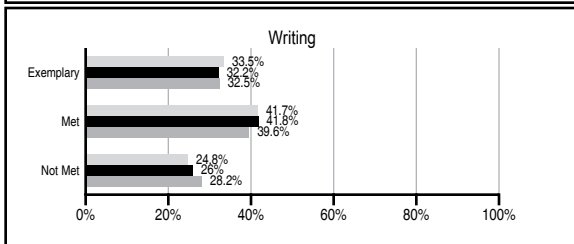
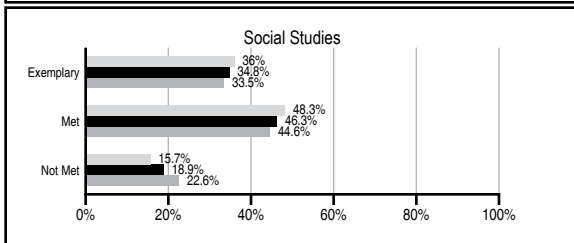
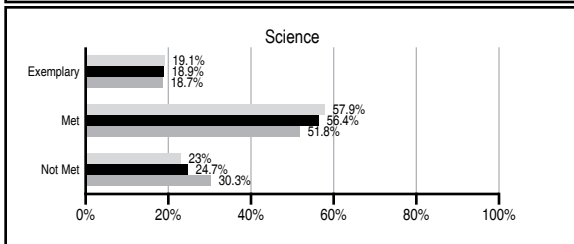
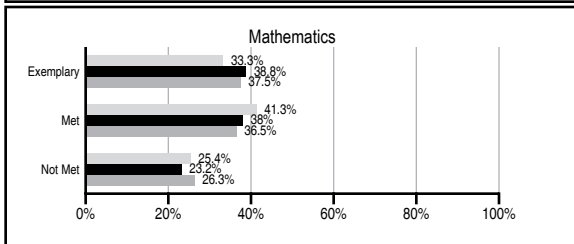
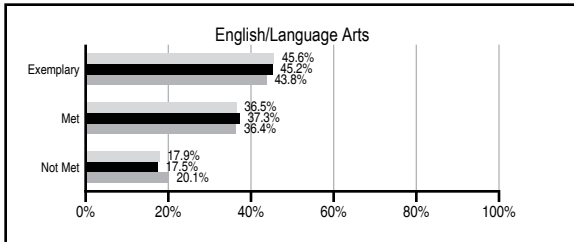
## ABSOLUTE RATINGS OF ELEMENTARY SCHOOLS WITH STUDENTS LIKE OURS\*

EXCELLENT	GOOD	AVERAGE	BELOW AVERAGE	AT-RISK
26	43	46	0	0

\* Ratings are calculated with data available by 11/07/2013. Schools with Students Like Ours are Elementary Schools with Poverty Indices of no more than 5% above or below the index for this school.

## PASS PERFORMANCE

Our School
  Elementary Schools with Students Like Ours
  Elementary schools statewide



## NAEP PERFORMANCE\*

\* Performance reported for SC and nation, data not available at school level. Percentages at NAEP Achievement Levels.



## SC PERFORMANCE VISION

*By 2020 all students will graduate with the knowledge and skills necessary to compete successfully in the global economy, participate in a democratic society and contribute positively as members of families and communities.*

### Abbreviations Key

N/A Not Applicable N/AV Not Available N/C Not Collected N/R Not Reported I/S Insufficient Sample TBD To be determined

# Lake Forest Elementary [Greenville County]

## SCHOOL PROFILE

	Our School	Change from Last Year	Elementary Schools with Students Like Ours	Median Elementary School
<b>Students (n=766)</b>				
Retention rate	0.1%	Down from 0.9%	1.3%	0.9%
Attendance rate	96.4%	Down from 96.7%	96.2%	96.3%
Served by gifted and talented program	8.7%	N/A	8.7%	7.2%
With disabilities	15.0%	N/A	13.7%	12.4%
Older than usual for grade	0.9%	N/A	2.3%	1.9%
Out-of-school suspensions or expulsions for violent and/or criminal offenses	0.1%	No Change	0.0%	0.0%
<b>Teachers (n=48)</b>				
Teachers with advanced degrees	62.5%	Down from 69.6%	62.8%	62.5%
Continuing contract teachers	81.3%	Down from 89.1%	85.7%	83.3%
Teachers returning from previous year	89.2%	Down from 92.2%	89.2%	88.3%
Teacher attendance rate	94.7%	Down from 96.3%	95.0%	95.0%
Average teacher salary*	\$47,953	Up 2.8%	\$48,576	\$48,193
Classes not taught by highly qualified teachers	0.0%	Down from 1.5%	0.0%	0.0%
Professional development days/teacher	7.4 days	Down from 15.0 days	11.0 days	11.0 days
<b>School</b>				
Principal's years at school	18.0	Up from 17.0	4.0	4.0
Student-teacher ratio in core subjects	21.5 to 1	Down from 21.9 to 1	20.3 to 1	20.1 to 1
Prime instructional time	90.5%	Down from 92.2%	90.0%	90.0%
Opportunities in the arts	Good	No Change	Good	Good
SACS accreditation	Yes	No Change	Yes	Yes
Parents attending conferences	98.7%	Down from 100.0%	100.0%	100.0%
Character development program	Good	Down from Excellent	Excellent	Excellent
Dollars spent per pupil**	\$6,164	Down 0.5%	\$7,043	\$7,364
Percent of expenditures for instruction**	67.0%	Down from 67.2%	68.0%	68.0%
Percent of expenditures for teacher salaries**	65.0%	Down from 66.6%	66.0%	66.0%
ESEA composite index score	86.9	Down from 88.6	88.3	88.0

\* Length of contract = 185+ days.

\*\* Prior year audited financial data available.

## EVALUATION RESULTS

	Teachers	Students*	Parents*
Number of surveys returned	48	105	83
Percent satisfied with learning environment	97.9%	86.7%	85.6%
Percent satisfied with social and physical environment	98%	81%	89.6%
Percent satisfied with school-home relations	98%	88.5%	89.3%

\*Only students at the highest elementary school grade level at this school and their parents were included.

## REPORT OF PRINCIPAL AND SCHOOL IMPROVEMENT COUNCIL

Lake Forest Elementary is a suburban school in Greenville County providing quality educational experiences for all students in 4K through grade 5. Our mission is to equip each child with skills to achieve his/her full potential, become an adaptive, life-long learner and responsible citizen, by providing opportunities that promote achievement and excellence through partnership with home, school and community.

School achievements include two Red Carpet School awards, two Closing the Achievement Gap awards, and National PTA School of Excellence award. Lake Forest has been recognized three times as a Palmetto Silver Award school for outstanding achievement in raising PASS test scores. For the 2011 school year Lake Forest was a Silver Award Recipient for outstanding student academic performance. In the spring of 2010 Lake Forest received the PBIS (Positive Behavior Intervention Supports) ribbon award for achievement as a first year PBIS school.

Additionally, we were recognized in 2011 for outstanding success as a year two PBIS school. PBIS enables us to focus on positive discipline techniques while teaching students appropriate behaviors. Our school has also been recognized for three consecutive years by Safe Schools Upstate.

As a neighborhood school Lake Forest has excellent support from PTA, SIC, parents and community members. These groups provide invaluable support for school activities and ensure that quality educational programs are available for all students. Volunteers from local businesses, area senior citizens, and church groups assist students through individual tutoring, small group work, and by providing access to community programs.

Core academic subjects are given special emphasis in the classroom. Teachers integrate subjects throughout the curriculum. Students performing above and below grade level are identified to receive special assistance. The reading interventionist, ESOL teacher and assistants, and volunteers provide special assistance to students. Students learning to speak and write English participate in computerized tutoring using the "English in a Flash" program. Other students who did not meet standards on the 2012 PASS test participated in morning tutoring two days each week. Students achieving at higher levels participated in programs for the academically gifted. Artistically talented children participated in ARMES programs at the district level. The after school care program continued to be very popular at Lake Forest, offering a wide variety of after school activities. Students at Lake Forest have many opportunities to participate in special school programs such as our award winning Student Council, LFTV news show, Safety Patrols, Office, School Store, Guidance, and Media Helpers. Lake Forest also has a National Junior Beta Club and Elementary National Honor Society. Students annually participate in community outreach projects such as Salvation Army Kins for Kids, March of Dimes, St. Jude Children's Hospital, etc. Lake Forest continues to strive for improved educational opportunities for every student, increased test scores in all subjects, and achieving excellence at every level. We encourage parent and community participation in all aspects of our school life to truly be a community school for our children.

Siria Harrison, SIC Chairperson  
Cynthia Coggins, Principal

Comprehensive detail, including definitions of ratings, performance criteria, and explanations of status, is available on [www.ed.sc.gov](http://www.ed.sc.gov) and [www.eoc.sc.gov](http://www.eoc.sc.gov) as well as school and school district websites.

Printed versions are available from school districts upon request.

### Abbreviations Key

N/A Not Applicable N/AV Not Available N/C Not Collected N/R Not Reported I/S Insufficient Sample TBD To be determined  
NI Newly Identified CSI Continuing School Improvement CA Corrective Action RP Plan to Restructure R Restructure DELAY School Improvement Status HOLD School Improvement Status