



SC Annual School Report Card Summary

Fork Shoals School
 Greenville County
 Grades: PK-5 Enrollment: 703
 Principal: Kim Reid
 Superintendent: Mr. Burke Royster
 Board Chair: Mr. Chuck Saylor

PERFORMANCE

Comprehensive detail, including definitions of ratings, performance criteria, and explanations of status, is available on www.ed.sc.gov and www.eoc.sc.gov as well as school and school district websites. Printed versions are available from school districts upon request.

YEAR	ABSOLUTE RATING	GROWTH RATING	PALMETTO GOLD AND SILVER AWARD		ESEA/FEDERAL ACCOUNTABILITY RATING SYSTEM	
			General Performance	Closing the Gap	ESEA Grade	Accountability Indicator
2013	Good	Average	TBD	TBD	B	N/A
2012	Good	Good	Silver	N/A	A	N/A
2011	Good	Average	Silver	N/A	Not Met	N/A

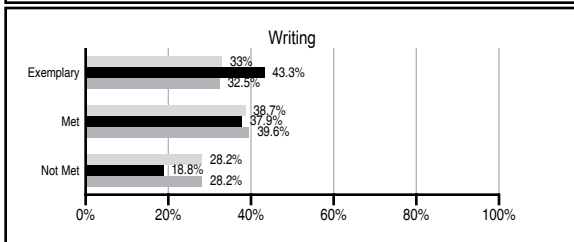
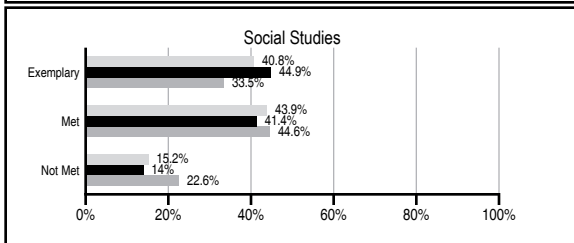
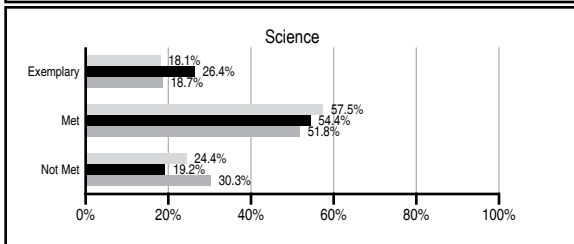
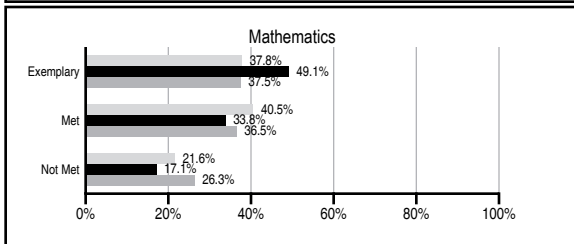
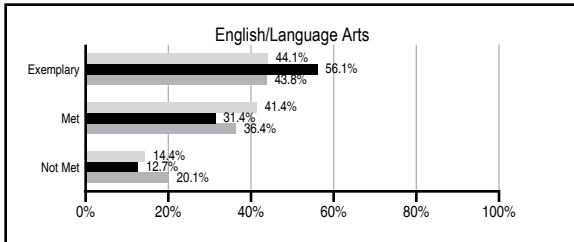
ABSOLUTE RATINGS OF ELEMENTARY SCHOOLS WITH STUDENTS LIKE OURS*

EXCELLENT	GOOD	AVERAGE	BELOW AVERAGE	AT-RISK
39	15	1	1	0

* Ratings are calculated with data available by 11/07/2013. Schools with Students Like Ours are Elementary Schools with Poverty Indices of no more than 5% above or below the index for this school.

PASS PERFORMANCE

Our School
 Elementary Schools with Students Like Ours
 Elementary schools statewide



NAEP PERFORMANCE*

* Performance reported for SC and nation, data not available at school level. Percentages at NAEP Achievement Levels.



SC PERFORMANCE VISION

By 2020 all students will graduate with the knowledge and skills necessary to compete successfully in the global economy, participate in a democratic society and contribute positively as members of families and communities.

Abbreviations Key

N/A Not Applicable N/AV Not Available N/C Not Collected N/R Not Reported I/S Insufficient Sample TBD To be determined

Fork Shoals School [Greenville County]

SCHOOL PROFILE

	Our School	Change from Last Year	Elementary Schools with Students Like Ours	Median Elementary School
Students (n=703)				
Retention rate	0.8%	Down from 1.2%	0.8%	0.9%
Attendance rate	96.0%	Down from 96.4%	96.8%	96.3%
Served by gifted and talented program	13.2%	N/A	11.2%	7.2%
With disabilities	9.6%	N/A	11.3%	12.4%
Older than usual for grade	1.8%	N/A	1.4%	1.9%
Out-of-school suspensions or expulsions for violent and/or criminal offenses	0.0%	No Change	0.0%	0.0%
Teachers (n=40)				
Teachers with advanced degrees	65.0%	Up from 52.3%	63.8%	62.5%
Continuing contract teachers	95.0%	Up from 90.9%	86.2%	83.3%
Teachers returning from previous year	87.7%	Down from 90.1%	89.6%	88.3%
Teacher attendance rate	95.3%	Up from 94.6%	95.1%	95.0%
Average teacher salary*	\$48,320	Up 5.7%	\$49,052	\$48,193
Classes not taught by highly qualified teachers	0.0%	No Change	0.0%	0.0%
Professional development days/teacher	17.3 days	Down from 18.2 days	10.7 days	11.0 days
School				
Principal's years at school	1.0	Down from 7.0	4.0	4.0
Student-teacher ratio in core subjects	21.9 to 1	Up from 21.6 to 1	21.0 to 1	20.1 to 1
Prime instructional time	90.6%	Up from 90.0%	90.6%	90.0%
Opportunities in the arts	Good	No Change	Good	Good
SACS accreditation	Yes	No Change	Yes	Yes
Parents attending conferences	98.4%	Up from 98.3%	100.0%	100.0%
Character development program	Good	No Change	Excellent	Excellent
Dollars spent per pupil**	\$6,035	Up 11.7%	\$6,839	\$7,364
Percent of expenditures for instruction**	65.0%	Up from 64.7%	68.0%	68.0%
Percent of expenditures for teacher salaries**	64.0%	Down from 64.5%	67.0%	66.0%
ESEA composite index score	80.4	Down from 92.8	92.6	88.0

* Length of contract = 185+ days.

** Prior year audited financial data available.

EVALUATION RESULTS

	Teachers	Students*	Parents*
Number of surveys returned	43	116	81
Percent satisfied with learning environment	100%	89.7%	91.3%
Percent satisfied with social and physical environment	100%	90.4%	92.6%
Percent satisfied with school-home relations	100%	93.2%	89%

*Only students at the highest elementary school grade level at this school and their parents were included.

REPORT OF PRINCIPAL AND SCHOOL IMPROVEMENT COUNCIL

Fork Shoals School is an International Baccalaureate (IB) School that educates the whole child through a collaborative effort of home, school, and community. Student inquiry is the core of our philosophy where the children take hold of their learning to gain knowledge. Our School Improvement Council, Parent Teacher Association, and Fork Shoals faculty strive to provide academic rigor, as well as, develop our children in to responsible citizens. Fork Shoals School has been an authorized International Baccalaureate School since 2005 and every five years must undergo a rigorous process to maintain IB accreditation. This was the year for Fork Shoals' evaluation and included conducting an intensive self-assessment and a site evaluation from the governing IB administration. Teachers, staff, administrators, parents, and community members collaborated extensively to achieve this goal. In return, the IB evaluators presented us with their findings, and we look forward to implementing their suggestions. It is also important to maintain good communication with our parents and community about what an IB education entails. To this end, all SIC meetings are open to the public and promoted throughout the school year. We held IB workshops to educate parents about IB philosophies at the elementary, middle, and high school levels. At Fork Shoals, we implement the Primary Years Programme (PYP) through inquiry-based instruction. Our mission is to provide a world-class culture of inquiry and to nurture each student's desire to be a continuous learner and a responsible citizen. The school strives towards this goal by developing integrated units of study throughout the year using a project-based approach. Students are the center of the instruction since each child keeps a portfolio, sets a goal and conferences with a guardian yearly. Every student receives Spanish Instruction with 3rd-5th graders having daily immersed lessons. The school believes this approach will develop well-rounded, internationally minded, knowledgeable children. Fork Shoals School has developed three goals to work towards over the next five years. Those goals continue to be raising the academic challenge and performance of each student in English Language Arts and Math as measured by the Palmetto Assessment of State Standards and providing a school environment supportive of learning as rated by parents, teachers, and students on the state report card survey. Our goals are directly related to the district wide emphasis of raising the academic challenge and performance for each student. We will continue to measure these goals by evaluating student work, test scores, and by analyzing parent, student, and teacher surveys.

An area of concern for all this year was school security and safety. Throughout the school year several drills are performed at random to ensure that the entire school is prepared for unforeseen events. Additionally, a door-card entry system was installed this year as well as an increased presence of uniformed officers in the school and on school property.

Fork Shoals School is unique, combining high academic expectations with problem solving skills while also developing more culturally aware, educationally empowered students. The school is progressing and will continue to progress toward providing our students with a world-class education.

Ashley Buzzalino, SIC Chairperson ☐ Kim Reid, Principal

Comprehensive detail, including definitions of ratings, performance criteria, and explanations of status, is available on www.ed.sc.gov and www.eoc.sc.gov as well as school and school district websites.

Printed versions are available from school districts upon request.

Abbreviations Key

N/A Not Applicable N/AV Not Available N/C Not Collected N/R Not Reported I/S Insufficient Sample TBD To be determined
NI Newly Identified CSI Continuing School Improvement CA Corrective Action RP Plan to Restructure R Restructure DELAY School Improvement Status HOLD School Improvement Status