



SC Annual School Report Card Summary

Duncan Chapel Elementary
 Greenville County
 Grades: K-5 Enrollment: 603
 Principal: Regenia McClain
 Superintendent: Mr. Burke Royster
 Board Chair: Mr. Chuck Saylor

PERFORMANCE

Comprehensive detail, including definitions of ratings, performance criteria, and explanations of status, is available on www.ed.sc.gov and www.eoc.sc.gov as well as school and school district websites. Printed versions are available from school districts upon request.

YEAR	ABSOLUTE RATING	GROWTH RATING	PALMETTO GOLD AND SILVER AWARD		ESEA/FEDERAL ACCOUNTABILITY RATING SYSTEM	
			General Performance	Closing the Gap	ESEA Grade	Accountability Indicator
2013	Good	Average	TBD	TBD	B	N/A
2012	Good	Good	Silver	N/A	A	Reward
2011	Good	Average	Silver	N/A	Not Met	N/A

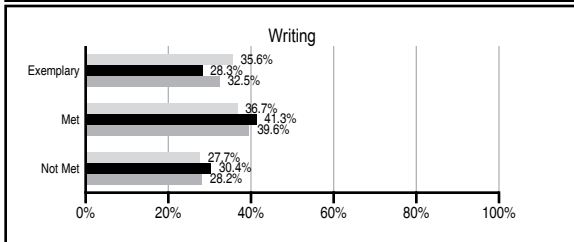
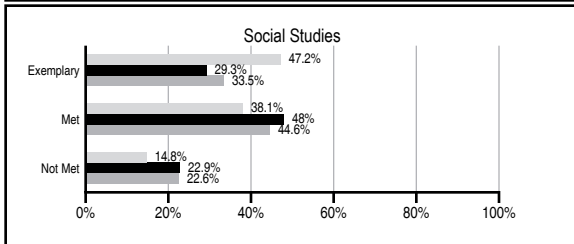
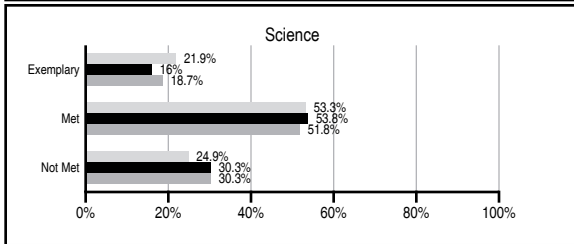
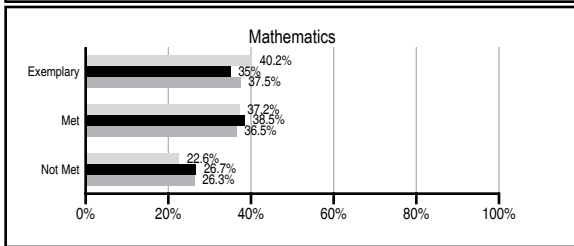
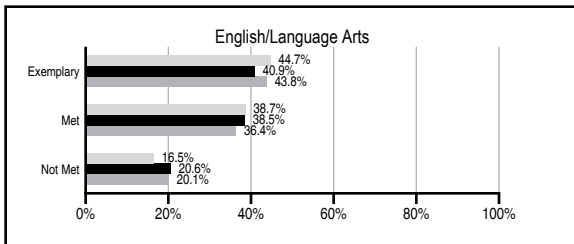
ABSOLUTE RATINGS OF ELEMENTARY SCHOOLS WITH STUDENTS LIKE OURS*

EXCELLENT	GOOD	AVERAGE	BELOW AVERAGE	AT-RISK
13	43	69	5	1

* Ratings are calculated with data available by 11/07/2013. Schools with Students Like Ours are Elementary Schools with Poverty Indices of no more than 5% above or below the index for this school.

PASS PERFORMANCE

Our School
 Elementary Schools with Students Like Ours
 Elementary schools statewide



NAEP PERFORMANCE*

* Performance reported for SC and nation, data not available at school level. Percentages at NAEP Achievement Levels.



SC PERFORMANCE VISION

By 2020 all students will graduate with the knowledge and skills necessary to compete successfully in the global economy, participate in a democratic society and contribute positively as members of families and communities.

Abbreviations Key

N/A Not Applicable N/AV Not Available N/C Not Collected N/R Not Reported I/S Insufficient Sample TBD To be determined

Duncan Chapel Elementary [Greenville County]

SCHOOL PROFILE

	Our School	Change from Last Year	Elementary Schools with Students Like Ours	Median Elementary School
Students (n=603)				
Retention rate	0.8%	Up from 0.7%	1.1%	0.9%
Attendance rate	96.3%	Down from 96.7%	96.1%	96.3%
Served by gifted and talented program	8.8%	N/A	6.8%	7.2%
With disabilities	14.2%	N/A	14.1%	12.4%
Older than usual for grade	1.9%	N/A	2.4%	1.9%
Out-of-school suspensions or expulsions for violent and/or criminal offenses	0.0%	No Change	0.0%	0.0%
Teachers (n=42)				
Teachers with advanced degrees	73.8%	Up from 57.5%	61.2%	62.5%
Continuing contract teachers	81.0%	Down from 82.5%	84.2%	83.3%
Teachers returning from previous year	85.0%	Down from 89.6%	89.1%	88.3%
Teacher attendance rate	93.1%	Down from 95.8%	94.6%	95.0%
Average teacher salary*	\$47,888	Up 4.6%	\$48,250	\$48,193
Classes not taught by highly qualified teachers	0.0%	No Change	0.0%	0.0%
Professional development days/teacher	14.3 days	Down from 15.8 days	11.5 days	11.0 days
School				
Principal's years at school	15.0	No Change	4.0	4.0
Student-teacher ratio in core subjects	20.1 to 1	Up from 19.1 to 1	20.1 to 1	20.1 to 1
Prime instructional time	88.5%	Down from 91.4%	89.6%	90.0%
Opportunities in the arts	Good	No Change	Good	Good
SACS accreditation	Yes	No Change	Yes	Yes
Parents attending conferences	100.0%	No Change	100.0%	100.0%
Character development program	Excellent	No Change	Excellent	Excellent
Dollars spent per pupil**	\$7,291	Up 13.0%	\$7,471	\$7,364
Percent of expenditures for instruction**	66.0%	Down from 67.1%	67.0%	68.0%
Percent of expenditures for teacher salaries**	65.0%	Up from 64.4%	65.0%	66.0%
ESEA composite index score	83.7	Down from 91.6	87.3	88.0

* Length of contract = 185+ days.

** Prior year audited financial data available.

REPORT OF PRINCIPAL AND SCHOOL IMPROVEMENT COUNCIL

Duncan Chapel's state of the art facility provides increased opportunities for students to integrate technology, the arts and literature into stimulating learning experiences. As a result of our continuing title I status, Duncan Chapel is able to sustain lower student-teacher ratios in multiple grade levels, provide additional support for students in math and reading through the RTI program, hire an additional instructional coach for the primary grades, and provide much needed technology and instructional supplies that directly benefit our students. Title I funding also provides professional development for the teaching staff, and many opportunities for parents to receive training and to be more involved in the experience of public education. Additionally, Title I funding provides a bilingual parent involvement coordinator to strengthen the relationship between home and school. Our school-wide accomplishments include the following: Implementation of the Baldrige Model of Continuous Quality Improvement, recognition as a 2013 Safe Kids School by the Greenville Children's Hospital, Reading Intervention Teachers in Grades K5-3rd, and an After School Program by Communities in Schools. Brian Morgan, art teacher was named as a Top Ten finalist for the 2012-13 district Teacher of the Year. Duncan Chapel partnered with First Baptist Church to implement the Mission Back-Pack and Weekend Food Bag programs. As a data-driven school, our school leadership team develops yearly goals, objectives and strategies for our students. During the 2013-14 school year, it is our goal to increase student achievement in the area of math and language arts.

Regenia McClain, Principal and Brana Myers, SIC Chairperson

EVALUATION RESULTS

	Teachers	Students*	Parents*
Number of surveys returned	42	89	55
Percent satisfied with learning environment	97.7%	91%	94.5%
Percent satisfied with social and physical environment	95.3%	96.6%	91.3%
Percent satisfied with school-home relations	78.6%	87.7%	92.8%

*Only students at the highest elementary school grade level at this school and their parents were included.

Comprehensive detail, including definitions of ratings, performance criteria, and explanations of status, is available on www.ed.sc.gov and www.eoc.sc.gov as well as school and school district websites.

Printed versions are available from school districts upon request.

Abbreviations Key

N/A Not Applicable N/AV Not Available N/C Not Collected N/R Not Reported I/S Insufficient Sample TBD To be determined
 NI Newly Identified CSI Continuing School Improvement CA Corrective Action RP Plan to Restructure R Restructure DELAY School Improvement Status HOLD School Improvement Status