



SC Annual School Report Card Summary

Plain Elementary School
 Greenville County
 Grades: K-5 Enrollment: 878
 Principal: Debbie Mihalic
 Superintendent: Mr. Burke Royster
 Board Chair: Mr. Chuck Saylor

PERFORMANCE

Comprehensive detail, including definitions of ratings, performance criteria, and explanations of status, is available on www.ed.sc.gov and www.eoc.sc.gov as well as school and school district websites. Printed versions are available from school districts upon request.

YEAR	ABSOLUTE RATING	GROWTH RATING	PALMETTO GOLD AND SILVER AWARD		ESEA/FEDERAL ACCOUNTABILITY RATING SYSTEM	
			General Performance	Closing the Gap	ESEA Grade	Accountability Indicator
2013	Excellent	Excellent	TBD	TBD	A	N/A
2012	Excellent	Excellent	Gold	N/A	B	N/A
2011	Excellent	Excellent	Gold	Silver	Not Met	N/A

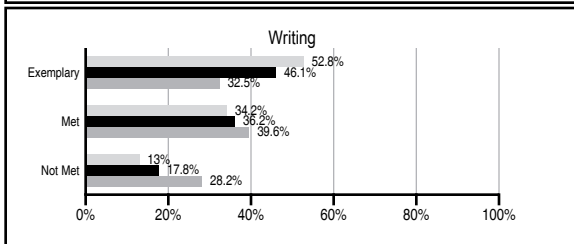
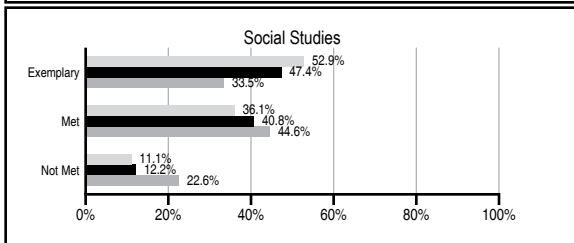
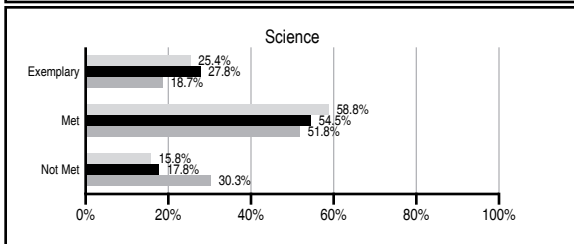
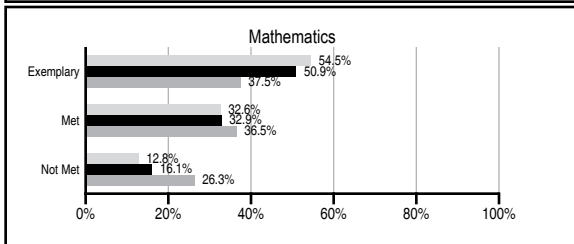
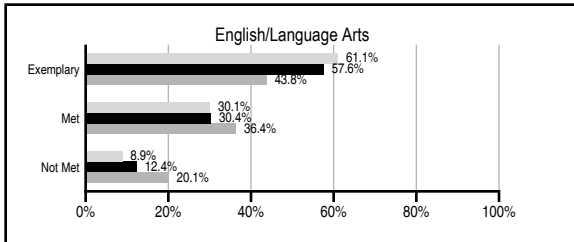
ABSOLUTE RATINGS OF ELEMENTARY SCHOOLS WITH STUDENTS LIKE OURS*

EXCELLENT	GOOD	AVERAGE	BELOW AVERAGE	AT-RISK
31	8	0	1	0

* Ratings are calculated with data available by 11/07/2013. Schools with Students Like Ours are Elementary Schools with Poverty Indices of no more than 5% above or below the index for this school.

PASS PERFORMANCE

Our School
 Elementary Schools with Students Like Ours
 Elementary schools statewide



NAEP PERFORMANCE*

* Performance reported for SC and nation, data not available at school level. Percentages at NAEP Achievement Levels.



SC PERFORMANCE VISION

By 2020 all students will graduate with the knowledge and skills necessary to compete successfully in the global economy, participate in a democratic society and contribute positively as members of families and communities.

Abbreviations Key

N/A Not Applicable N/AV Not Available N/C Not Collected N/R Not Reported I/S Insufficient Sample TBD To be determined

Plain Elementary School [Greenville County]

SCHOOL PROFILE

	Our School	Change from Last Year	Elementary Schools with Students Like Ours	Median Elementary School
Students (n=878)				
Retention rate	1.0%	Down from 3.1%	0.7%	0.9%
Attendance rate	96.9%	Down from 97.1%	96.8%	96.3%
Served by gifted and talented program	14.5%	N/A	13.1%	7.2%
With disabilities	15.5%	N/A	10.1%	12.4%
Older than usual for grade	1.6%	N/A	1.4%	1.9%
Out-of-school suspensions or expulsions for violent and/or criminal offenses	0.0%	No Change	0.0%	0.0%
Teachers (n=50)				
Teachers with advanced degrees	50.0%	Up from 45.1%	69.4%	62.5%
Continuing contract teachers	94.0%	Up from 86.3%	89.7%	83.3%
Teachers returning from previous year	89.3%	Up from 89.0%	90.1%	88.3%
Teacher attendance rate	94.0%	Down from 96.0%	94.5%	95.0%
Average teacher salary*	\$51,484	Up 6.4%	\$49,852	\$48,193
Classes not taught by highly qualified teachers	2.9%	Up from 0.0%	0.0%	0.0%
Professional development days/teacher	8.9 days	Up from 8.8 days	10.8 days	11.0 days
School				
Principal's years at school	5.0	Up from 4.0	5.0	4.0
Student-teacher ratio in core subjects	21.8 to 1	Up from 21.7 to 1	21.1 to 1	20.1 to 1
Prime instructional time	90.2%	Down from 92.6%	90.2%	90.0%
Opportunities in the arts	Good	No Change	Good	Good
SACS accreditation	Yes	No Change	Yes	Yes
Parents attending conferences	100.0%	Up from 98.8%	100.0%	100.0%
Character development program	Excellent	No Change	Excellent	Excellent
Dollars spent per pupil**	\$5,645	Up 6.4%	\$7,062	\$7,364
Percent of expenditures for instruction**	71.0%	Up from 70.8%	69.0%	68.0%
Percent of expenditures for teacher salaries**	69.0%	Down from 70.5%	67.0%	66.0%
ESEA composite index score	92.8	Up from 88.8	94.1	88.0

* Length of contract = 185+ days.

** Prior year audited financial data available.

EVALUATION RESULTS

	Teachers	Students*	Parents*
Number of surveys returned	50	123	90
Percent satisfied with learning environment	100%	93.4%	95.6%
Percent satisfied with social and physical environment	100%	94.3%	95.6%
Percent satisfied with school-home relations	100%	94.3%	96.6%

*Only students at the highest elementary school grade level at this school and their parents were included.

Comprehensive detail, including definitions of ratings, performance criteria, and explanations of status, is available on www.ed.sc.gov and www.eoc.sc.gov as well as school and school district websites.

Printed versions are available from school districts upon request.

REPORT OF PRINCIPAL AND SCHOOL IMPROVEMENT COUNCIL

The mission of Plain Elementary School is to prepare students to become lifelong learners and responsible, productive citizens. All children engage in a rigorous, Common Core Standards based instructional program in a climate that fosters tolerance and diversity. Our many accomplishments this year reflect our school's identity and vision statement: "A School Family – Positively Committed to Excellence!"

Students and teachers set individual academic achievement goals in reading and math as we continued implementation of the Baldrige model, a data driven process for student growth and continuous improvement. All teachers received intensive training for the implementation of Common Core Standards. School-wide data analysis reflects solid growth in all academic areas. Grade level teachers continued to work collaboratively to create common assessments and analyzed their results for the purpose of increased student achievement. A morning enrichment program was available to provide support for students struggling in the areas of math and reading. Our PTA and school community conducted a school-wide Boosterthon to raise money for playground enhancements and technology support. We were recognized with a Safe School Award by Upstate Safe Kids. Our School Improvement Council was integral in working with our local police department to establish a satellite office for our community resource officer. This permits our officer to be on site during school hours. We developed a School-Community Plan to broaden support in order to enhance communications through the use of weekly phone messages to all families from the school administrators, up-dated school and teacher web-sites, weekly progress reports to parents, weekly up-dates sent electronically to parents, articles in the local newspaper, and publication of a monthly school newsletter. We continued to integrate technology by ensuring that all classrooms in grades kindergarten through fifth grade were equipped with Promethean boards to actively engage children in learning. All computers were maintained and include up-dated software.

Parental and community involvement is integral to our success. The Parent Teacher Association and School Improvement Council are involved in decision making opportunities. All groups of stakeholders participated in a self-study as part of our District accreditation process. Accreditation examines the District and our school-wide programs and initiatives for the purpose of school-wide improvement in order to better meet the needs of our students. Over 50,000 volunteer hours were logged this year with parents and community members serving as mentors, tutors, guest speakers, and classroom support resources. TreesGreenville has awarded us with a grant for the past two years and has provided us with a variety of fruit and nut trees that were planted on our campus. We also maintained our Organic Garden which permitted students to plant, harvest, and eat fresh vegetables.

We are proud of our accomplishments and will continue to make decisions that are in the best interests of all children. Our identity statement speaks for itself: "A School Family – Positively Committed to Excellence!"

Debbie Mihalic, Principal ☐ Bill Miller, SIC Chairperson

Abbreviations Key

N/A Not Applicable N/AV Not Available N/C Not Collected N/R Not Reported I/S Insufficient Sample TBD To be determined
NI Newly Identified CSI Continuing School Improvement CA Corrective Action RP Plan to Restructure R Restructure DELAY School Improvement Status HOLD School Improvement Status