



SC Annual School Report Card Summary

Bryson Elementary
Greenville County
Grades: K-5 Enrollment: 842
Principal: Thomas R. Chambers
Superintendent: Mr. Burke Royster
Board Chair: Mr. Chuck Saylor

PERFORMANCE

Comprehensive detail, including definitions of ratings, performance criteria, and explanations of status, is available on www.ed.sc.gov and www.eoc.sc.gov as well as school and school district websites. Printed versions are available from school districts upon request.

YEAR	ABSOLUTE RATING	GROWTH RATING	PALMETTO GOLD AND SILVER AWARD		ESEA/FEDERAL ACCOUNTABILITY RATING SYSTEM	
			General Performance	Closing the Gap	ESEA Grade	Accountability Indicator
2013	Excellent	Excellent	TBD	TBD	A	N/A
2012	Excellent	Good	Gold	Silver	B	N/A
2011	Good	Good	Silver	N/A	Not Met	N/A

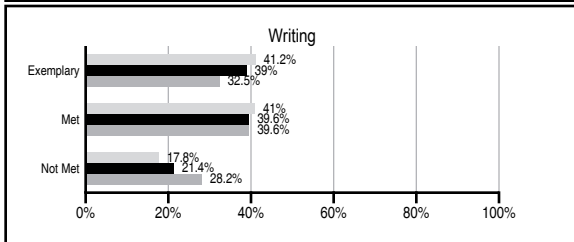
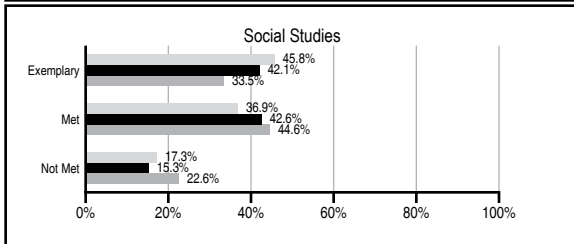
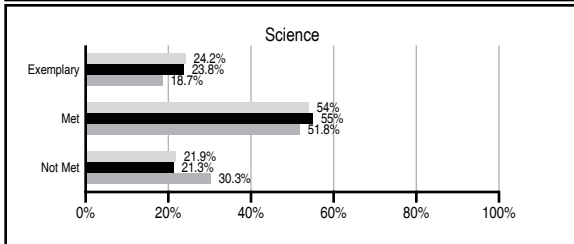
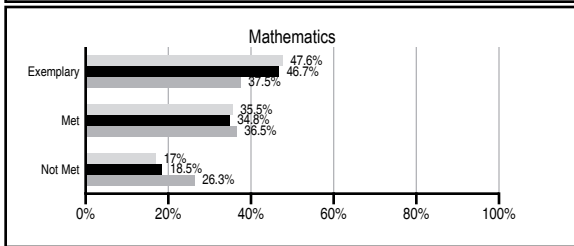
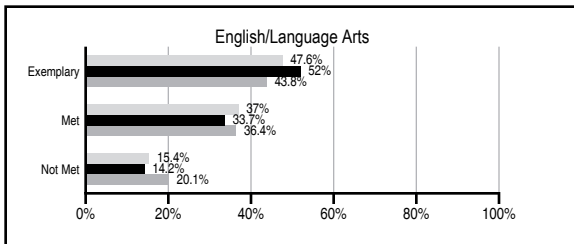
ABSOLUTE RATINGS OF ELEMENTARY SCHOOLS WITH STUDENTS LIKE OURS*

EXCELLENT	GOOD	AVERAGE	BELOW AVERAGE	AT-RISK
37	30	7	0	0

* Ratings are calculated with data available by 11/07/2013. Schools with Students Like Ours are Elementary Schools with Poverty Indices of no more than 5% above or below the index for this school.

PASS PERFORMANCE

Our School
 Elementary Schools with Students Like Ours
 Elementary schools statewide



NAEP PERFORMANCE*

* Performance reported for SC and nation, data not available at school level. Percentages at NAEP Achievement Levels.



SC PERFORMANCE VISION

By 2020 all students will graduate with the knowledge and skills necessary to compete successfully in the global economy, participate in a democratic society and contribute positively as members of families and communities.

Abbreviations Key

N/A Not Applicable N/AV Not Available N/C Not Collected N/R Not Reported I/S Insufficient Sample TBD To be determined

Bryson Elementary [Greenville County]

SCHOOL PROFILE

	Our School	Change from Last Year	Elementary Schools with Students Like Ours	Median Elementary School
Students (n=842)				
Retention rate	1.1%	Down from 1.7%	0.8%	0.9%
Attendance rate	96.7%	Down from 97.0%	96.5%	96.3%
Served by gifted and talented program	7.1%	N/A	10.0%	7.2%
With disabilities	11.3%	N/A	11.3%	12.4%
Older than usual for grade	1.4%	N/A	1.4%	1.9%
Out-of-school suspensions or expulsions for violent and/or criminal offenses	0.5%	Down from 1.3%	0.0%	0.0%
Teachers (n=50)				
Teachers with advanced degrees	58.0%	Up from 57.1%	63.9%	62.5%
Continuing contract teachers	94.0%	Down from 95.9%	85.7%	83.3%
Teachers returning from previous year	93.7%	Down from 94.4%	89.8%	88.3%
Teacher attendance rate	96.4%	Up from 95.6%	95.4%	95.0%
Average teacher salary*	\$48,932	Up 4.1%	\$49,282	\$48,193
Classes not taught by highly qualified teachers	0.0%	No Change	0.0%	0.0%
Professional development days/teacher	13.4 days	Up from 6.5 days	11.0 days	11.0 days
School				
Principal's years at school	17.0	Up from 16.0	5.0	4.0
Student-teacher ratio in core subjects	22.2 to 1	Up from 21.8 to 1	20.6 to 1	20.1 to 1
Prime instructional time	92.3%	Up from 92.0%	90.6%	90.0%
Opportunities in the arts	Good	No Change	Good	Good
SACS accreditation	Yes	No Change	Yes	Yes
Parents attending conferences	99.5%	Down from 100.0%	100.0%	100.0%
Character development program	Excellent	Up from Good	Excellent	Excellent
Dollars spent per pupil**	\$5,783	Up 4.6%	\$6,964	\$7,364
Percent of expenditures for instruction**	68.0%	Down from 70.0%	69.0%	68.0%
Percent of expenditures for teacher salaries**	67.0%	Down from 69.6%	67.0%	66.0%
ESEA composite index score	94.3	Up from 88.7	90.9	88.0

* Length of contract = 185+ days.

** Prior year audited financial data available.

EVALUATION RESULTS

	Teachers	Students*	Parents*
Number of surveys returned	42	123	44
Percent satisfied with learning environment	97.6%	87.8%	81.8%
Percent satisfied with social and physical environment	100%	87.8%	91.1%
Percent satisfied with school-home relations	90.5%	96.8%	82.2%

*Only students at the highest elementary school grade level at this school and their parents were included.

REPORT OF PRINCIPAL AND SCHOOL IMPROVEMENT COUNCIL

The Bryson Elementary community enjoyed a very successful 2012-2013 school year. Our school received the Palmetto Gold Award for academic performance and Palmetto Silver award for closing the achievement gap. Bryson Elementary has a warm, family-friendly school climate and places great emphasis on utilizing student performance data to guide instruction in our classrooms. Based on our data, our school leadership team made effective writing skills and reading comprehension areas of emphasis while still building on gains in math performance in algebraic expressions from the previous year. We also implemented new, ongoing data assessment teams at each grade level to track student progress by using small, incremental formative assessments to guide instruction. We have continued many very successful programs such as "Popping Math Facts", the Children's Book Award Challenge, quarterly student achievement awards and the Accelerated Reader Challenge. To continue our focus on character education, our students continued participation in the "Bucket Filling Challenge". Our guidance team also implemented "The Leader in Me" into the weekly classroom guidance program to help children develop lifelong skills and habits that may lead to future success. Our school continues to place a great emphasis on civic responsibility beyond the classroom. This year our students again collected food for the local food bank, raised funds for the March of Dimes, American Heart Association and the 'Dogs for Autism' program. We participated for the seventeenth consecutive year in Operation Christmas Child. Our PTA continues to provide tremendous support for our school financially and through a very strong volunteer program. Our SIC has begun the process of implementing a mentoring program for students in need of additional support in conjunction with The Frazee Center. They are also working with the Safe Routes to School organization to develop a plan for our school community that will promote healthy life styles while encouraging students within walking/biking distance to consider these alternatives to travel to school each day. The dedication and commitment of our PTA and SIC to our students, staff, and community make a tremendous contribution to the great success of our school. Bryson Elementary is a wonderful place for children and families to grow during the most critical years of their lives. We are privileged to serve a wonderful community and look forward to our continued partnership in shaping the next generation. Thomas R. Chambers, Principal Benedicte Eades, SIC chair

Comprehensive detail, including definitions of ratings, performance criteria, and explanations of status, is available on www.ed.sc.gov and www.eoc.sc.gov as well as school and school district websites.

Printed versions are available from school districts upon request.

Abbreviations Key

N/A Not Applicable N/AV Not Available N/C Not Collected N/R Not Reported I/S Insufficient Sample TBD To be determined
NI Newly Identified CSI Continuing School Improvement CA Corrective Action RP Plan to Restructure R Restructure DELAY School Improvement Status HOLD School Improvement Status