



SC Annual School Report Card Summary

Brushy Creek Elementary School
 Greenville County
 Grades: PK-5 Enrollment: 843
 Principal: Charles T. Davis, Jr.
 Superintendent: Mr. Burke Royster
 Board Chair: Mr. Chuck Saylor

PERFORMANCE

Comprehensive detail, including definitions of ratings, performance criteria, and explanations of status, is available on www.ed.sc.gov and www.eoc.sc.gov as well as school and school district websites. Printed versions are available from school districts upon request.

YEAR	ABSOLUTE RATING	GROWTH RATING	PALMETTO GOLD AND SILVER AWARD		ESEA/FEDERAL ACCOUNTABILITY RATING SYSTEM	
			General Performance	Closing the Gap	ESEA Grade	Accountability Indicator
2013	Excellent	Good	TBD	TBD	B	N/A
2012	Excellent	Excellent	Gold	Silver	B	N/A
2011	Excellent	Excellent	Gold	Silver	Met	N/A

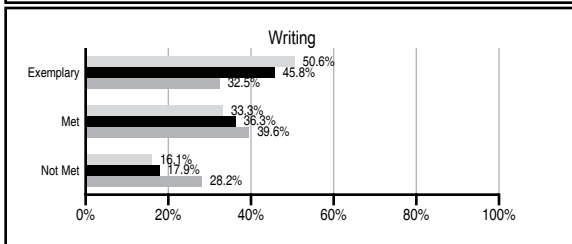
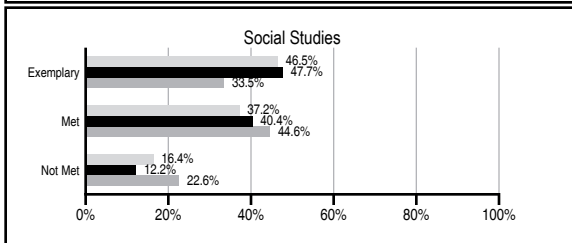
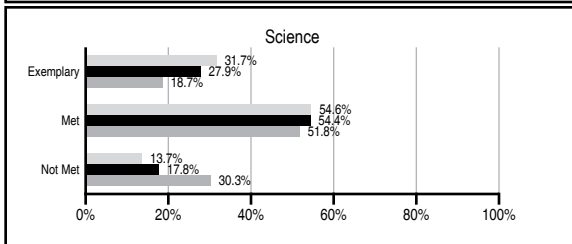
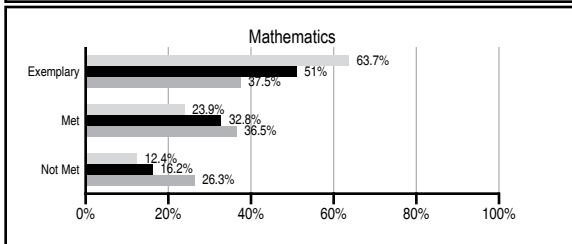
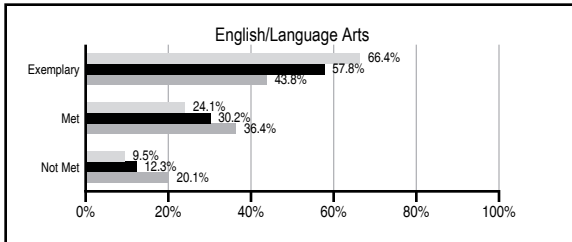
ABSOLUTE RATINGS OF ELEMENTARY SCHOOLS WITH STUDENTS LIKE OURS*

EXCELLENT	GOOD	AVERAGE	BELOW AVERAGE	AT-RISK
31	8	0	1	0

* Ratings are calculated with data available by 11/07/2013. Schools with Students Like Ours are Elementary Schools with Poverty Indices of no more than 5% above or below the index for this school.

PASS PERFORMANCE

Our School
 Elementary Schools with Students Like Ours
 Elementary schools statewide



NAEP PERFORMANCE*

* Performance reported for SC and nation, data not available at school level. Percentages at NAEP Achievement Levels.



SC PERFORMANCE VISION

By 2020 all students will graduate with the knowledge and skills necessary to compete successfully in the global economy, participate in a democratic society and contribute positively as members of families and communities.

Abbreviations Key

N/A Not Applicable N/AV Not Available N/C Not Collected N/R Not Reported I/S Insufficient Sample TBD To be determined

Brushy Creek Elementary School [Greenville County]

SCHOOL PROFILE

	Our School	Change from Last Year	Elementary Schools with Students Like Ours	Median Elementary School
Students (n=843)				
Retention rate	1.8%	Up from 0.6%	0.7%	0.9%
Attendance rate	97.0%	Down from 97.4%	96.8%	96.3%
Served by gifted and talented program	15.0%	N/A	12.9%	7.2%
With disabilities	12.1%	N/A	10.1%	12.4%
Older than usual for grade	1.6%	N/A	1.4%	1.9%
Out-of-school suspensions or expulsions for violent and/or criminal offenses	0.0%	No Change	0.0%	0.0%
Teachers (n=50)				
Teachers with advanced degrees	48.0%	Down from 54.3%	68.5%	62.5%
Continuing contract teachers	80.0%	Down from 95.7%	89.7%	83.3%
Teachers returning from previous year	87.7%	Down from 91.2%	89.7%	88.3%
Teacher attendance rate	94.2%	Down from 95.4%	94.5%	95.0%
Average teacher salary*	\$45,741	Down 0.4%	\$49,729	\$48,193
Classes not taught by highly qualified teachers	0.0%	No Change	0.0%	0.0%
Professional development days/teacher	12.3 days	Up from 10.7 days	10.9 days	11.0 days
School				
Principal's years at school	1.0	Down from 5.0	5.0	4.0
Student-teacher ratio in core subjects	22.2 to 1	Down from 22.8 to 1	21.1 to 1	20.1 to 1
Prime instructional time	89.9%	Down from 92.0%	90.4%	90.0%
Opportunities in the arts	Good	No Change	Good	Good
SACS accreditation	Yes	No Change	Yes	Yes
Parents attending conferences	98.6%	Down from 100.0%	100.0%	100.0%
Character development program	Excellent	No Change	Excellent	Excellent
Dollars spent per pupil**	\$5,667	Down 0.9%	\$6,774	\$7,364
Percent of expenditures for instruction**	67.0%	Down from 67.9%	69.0%	68.0%
Percent of expenditures for teacher salaries**	66.0%	Down from 67.7%	67.0%	66.0%
ESEA composite index score	88.7	Down from 88.9	94.1	88.0

* Length of contract = 185+ days.

** Prior year audited financial data available.

EVALUATION RESULTS

	Teachers	Students*	Parents*
Number of surveys returned	39	124	73
Percent satisfied with learning environment	100%	87.1%	93.2%
Percent satisfied with social and physical environment	100%	84.7%	95.9%
Percent satisfied with school-home relations	100%	92.8%	95.9%

*Only students at the highest elementary school grade level at this school and their parents were included.

REPORT OF PRINCIPAL AND SCHOOL IMPROVEMENT COUNCIL

Brushy Creek Elementary School has a long history of excellence in education and care for students with a strong involvement from the community. During the 2012-13 school year, this tradition has continued through the efforts of our staff, students, parents, and community leaders working together to maintain a high standard of excellence while focusing on continuous improvement.

As a part of our continuous improvement, we are proud of the accomplishments and honors that we have received for the 2012-13 school year. Brushy Creek Elementary achieved "excellent" report card ratings for student achievement in PASS testing! Additionally, we earned state recognition and received the Palmetto Gold and Silver Awards for attaining high levels of academic performance and closing achievement gaps. Our SIC was a finalist for the South Carolina Improvement Council Dick and Tunky Riley Award for SIC Excellence. Our PTA raised over \$22,000 through partnerships and community participation in a variety of fundraising events and activities. We are appreciative of the commitment and support from our Brushy Creek family for their endless support of our programs and school goals.

Our teachers and staff members' commitment to providing our students with a high quality education is evident through this year's professional development in the areas of technology, how to plan rigorous instruction, and the implementation of common core standards. We believe in order to improve our effectiveness as educators we must stay abreast of instructional and technological best practices in order to improve teaching and learning and increase student achievement. It is our goal to continue to implement these practices into our instructional program with fidelity and pervasiveness so that our students will be prepared to meet the challenges of 21st century learning.

"Building a Community of Excellence One Student at a Time" is our new school motto developed with input from our PTA, SIC, teachers, and students. Professional conversations with all stakeholders centered on our efforts to continue the tradition of excellence, to provide a family friendly environment for learning, and to work collaboratively with our parents and community members to teach the "whole child" to succeed. Our motto represents our commitment to ensuring that our students receive the best education in an environment where student learning and achievement will always be our top priority.

Charles T. Davis, Jr. Rick Arboscello

Principal Name SIC Chairperson Name

Comprehensive detail, including definitions of ratings, performance criteria, and explanations of status, is available on www.ed.sc.gov and www.eoc.sc.gov as well as school and school district websites.

Printed versions are available from school districts upon request.

Abbreviations Key

N/A Not Applicable N/AV Not Available N/C Not Collected N/R Not Reported I/S Insufficient Sample TBD To be determined

NI Newly Identified CSI Continuing School Improvement CA Corrective Action RP Plan to Restructure R Restructure DELAY School Improvement Status HOLD School Improvement Status