



# SC Annual School Report Card Summary

Bethel Elementary  
 Greenville County  
 Grades: K-5 Enrollment: 882  
 Principal: Brenda D. Byrd  
 Superintendent: Mr. Burke Royster  
 Board Chair: Mr. Chuck Saylor

## PERFORMANCE

Comprehensive detail, including definitions of ratings, performance criteria, and explanations of status, is available on [www.ed.sc.gov](http://www.ed.sc.gov) and [www.eoc.sc.gov](http://www.eoc.sc.gov) as well as school and school district websites. Printed versions are available from school districts upon request.

YEAR	ABSOLUTE RATING	GROWTH RATING	PALMETTO GOLD AND SILVER AWARD		ESEA/FEDERAL ACCOUNTABILITY RATING SYSTEM	
			General Performance	Closing the Gap	ESEA Grade	Accountability Indicator
2013	Excellent	Excellent	TBD	TBD	A	N/A
2012	Excellent	Excellent	Gold	N/A	A	N/A
2011	Excellent	Excellent	Gold	N/A	Not Met	N/A

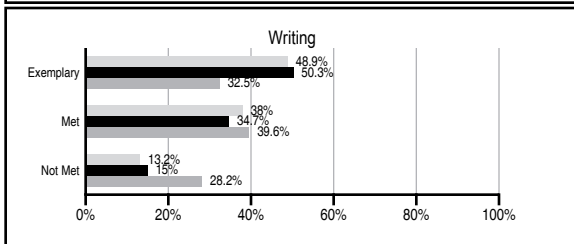
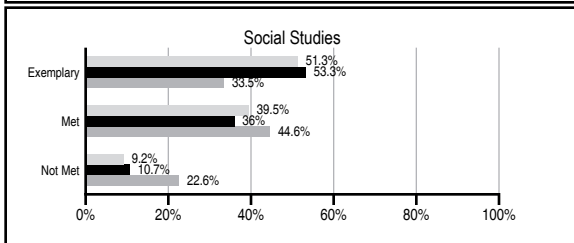
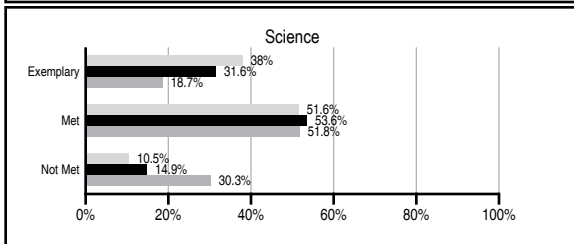
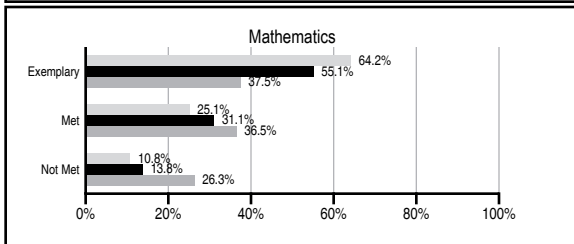
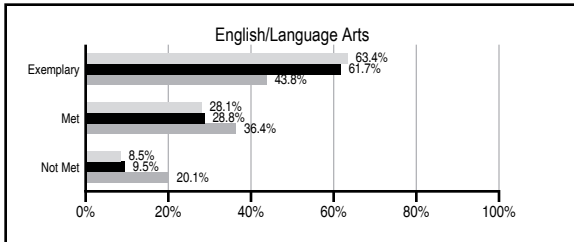
## ABSOLUTE RATINGS OF ELEMENTARY SCHOOLS WITH STUDENTS LIKE OURS\*

EXCELLENT	GOOD	AVERAGE	BELOW AVERAGE	AT-RISK
28	2	0	0	0

\* Ratings are calculated with data available by 11/07/2013. Schools with Students Like Ours are Elementary Schools with Poverty Indices of no more than 5% above or below the index for this school.

## PASS PERFORMANCE

Our School
  Elementary Schools with Students Like Ours
  Elementary schools statewide



## NAEP PERFORMANCE\*

\* Performance reported for SC and nation, data not available at school level. Percentages at NAEP Achievement Levels.



## SC PERFORMANCE VISION

*By 2020 all students will graduate with the knowledge and skills necessary to compete successfully in the global economy, participate in a democratic society and contribute positively as members of families and communities.*

### Abbreviations Key

N/A Not Applicable N/AV Not Available N/C Not Collected N/R Not Reported I/S Insufficient Sample TBD To be determined

# Bethel Elementary [Greenville County]

## SCHOOL PROFILE

	Our School	Change from Last Year	Elementary Schools with Students Like Ours	Median Elementary School
<b>Students (n=882)</b>				
Retention rate	0.9%	Up from 0.5%	0.6%	0.9%
Attendance rate	97.1%	Down from 97.4%	96.9%	96.3%
Served by gifted and talented program	17.2%	N/A	15.9%	7.2%
With disabilities	9.2%	N/A	9.9%	12.4%
Older than usual for grade	1.1%	N/A	1.4%	1.9%
Out-of-school suspensions or expulsions for violent and/or criminal offenses	0.0%	Down from 0.1%	0.0%	0.0%
<b>Teachers (n=54)</b>				
Teachers with advanced degrees	70.4%	Up from 67.9%	67.0%	62.5%
Continuing contract teachers	83.3%	Down from 85.7%	90.5%	83.3%
Teachers returning from previous year	87.8%	Down from 90.4%	91.1%	88.3%
Teacher attendance rate	94.9%	Down from 95.7%	94.7%	95.0%
Average teacher salary*	\$48,898	Up 2.8%	\$50,151	\$48,193
Classes not taught by highly qualified teachers	0.0%	No Change	0.0%	0.0%
Professional development days/teacher	13.1 days	Down from 13.4 days	10.9 days	11.0 days
<b>School</b>				
Principal's years at school	7.0	Up from 6.0	5.0	4.0
Student-teacher ratio in core subjects	20.4 to 1	Down from 22.1 to 1	21.4 to 1	20.1 to 1
Prime instructional time	91.2%	Down from 92.5%	90.6%	90.0%
Opportunities in the arts	Good	No Change	Good	Good
SACS accreditation	Yes	No Change	Yes	Yes
Parents attending conferences	100.0%	No Change	100.0%	100.0%
Character development program	Excellent	No Change	Excellent	Excellent
Dollars spent per pupil**	\$5,608	Up 4.9%	\$6,637	\$7,364
Percent of expenditures for instruction**	69.0%	Down from 69.2%	69.0%	68.0%
Percent of expenditures for teacher salaries**	68.0%	Down from 69.0%	66.0%	66.0%
ESEA composite index score	97.3	Up from 93.7	94.6	88.0

\* Length of contract = 185+ days.

\*\* Prior year audited financial data available.

## REPORT OF PRINCIPAL AND SCHOOL IMPROVEMENT COUNCIL

Bethel Elementary is an award winning school with a history of academic excellence. In recent years, Bethel has received awards for Palmetto's Finest, Palmetto Gold, Red Carpet, and SCPTA Parent Involvement School of Excellence. In addition, our school received the Greenville County Elementary Healthy School of the Year Award for 2012-2013. This award recognized our efforts with a healthier cafeteria menu, increased opportunities for physical fitness, and improved options for student incentives.

The faculty, staff, and community provide an annual update to our school portfolio to guide our direction for the future and to comply with accreditation requirements. Our school goals focus on academic achievement, professional development, and community relations. Specific strategies are developed to support the attainment of each goal. Our PTA actively supports our school through fundraising and volunteer efforts. Parents have a wide range of opportunities to be involved in their child's education. The active involvement of the school's PTA helps provide integral programs that benefit all children at Bethel. Our PTA sponsors special activities such as the carnival, silent auction, school dances, book fairs, and a guest author. Technology integration is an important aspect of the elementary curriculum at Bethel. Teachers and students utilize technology on a daily basis while teaching and learning. Our school is equipped with five computer labs. Classrooms contain Promethean interactive white boards to maximize our students' level of engagement during instruction. Our students utilize Compass Learning, a web based computer program that provides individualized instruction and practice for students at school and home. Our school implements the principles of Continuous Quality Improvement. Teachers utilize quality tools in their classrooms to enhance the learning process. Students take ownership of their learning and use data to track their progress. We enjoy celebrating the successes attained by our students!

Brenda D. Byrd, Principal  
Kristi Nelson, SIC Chairperson

## EVALUATION RESULTS

	Teachers	Students*	Parents*
Number of surveys returned	60	147	72
Percent satisfied with learning environment	98.3%	89.8%	93.1%
Percent satisfied with social and physical environment	93.3%	89.2%	93.1%
Percent satisfied with school-home relations	96.7%	94.6%	90.2%

\*Only students at the highest elementary school grade level at this school and their parents were included.

Comprehensive detail, including definitions of ratings, performance criteria, and explanations of status, is available on [www.ed.sc.gov](http://www.ed.sc.gov) and [www.eoc.sc.gov](http://www.eoc.sc.gov) as well as school and school district websites.

Printed versions are available from school districts upon request.

### Abbreviations Key

N/A Not Applicable N/AV Not Available N/C Not Collected N/R Not Reported I/S Insufficient Sample TBD To be determined  
NI Newly Identified CSI Continuing School Improvement CA Corrective Action RP Plan to Restructure R Restructure DELAY School Improvement Status HOLD School Improvement Status