



SC Annual School Report Card Summary

Berea Elementary School
Greenville County
Grades: K-5 Enrollment: 417
Principal: Thomas Miller
Superintendent: Mr. Burke Royster
Board Chair: Mr. Chuck Saylor

PERFORMANCE

Comprehensive detail, including definitions of ratings, performance criteria, and explanations of status, is available on www.ed.sc.gov and www.eoc.sc.gov as well as school and school district websites. Printed versions are available from school districts upon request.

YEAR	ABSOLUTE RATING	GROWTH RATING	PALMETTO GOLD AND SILVER AWARD		ESEA/FEDERAL ACCOUNTABILITY RATING SYSTEM	
			General Performance	Closing the Gap	ESEA Grade	Accountability Indicator
2013	Average	Average	TBD	TBD	F	N/A
2012	Average	Average	N/A	N/A	B	N/A
2011	Average	Average	Silver	N/A	Not Met	RP

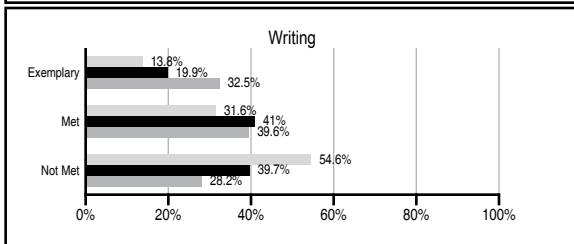
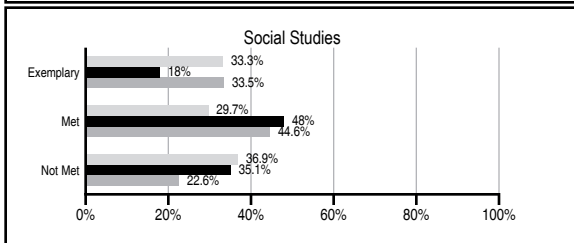
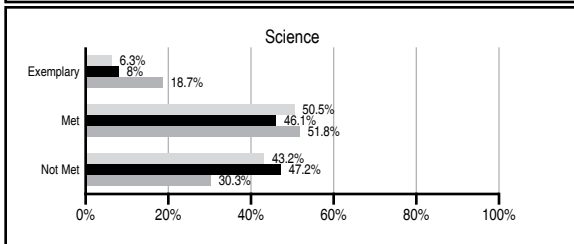
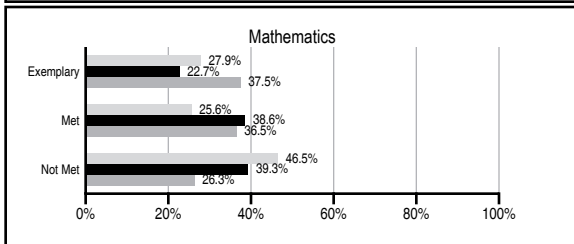
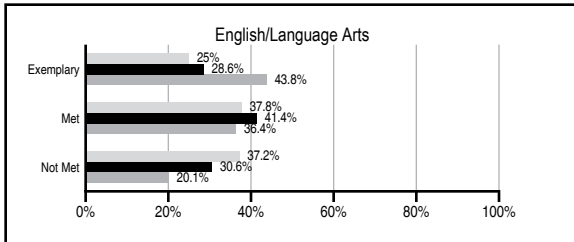
ABSOLUTE RATINGS OF ELEMENTARY SCHOOLS WITH STUDENTS LIKE OURS*

EXCELLENT	GOOD	AVERAGE	BELOW AVERAGE	AT-RISK
1	14	106	47	15

* Ratings are calculated with data available by 11/07/2013. Schools with Students Like Ours are Elementary Schools with Poverty Indices of no more than 5% above or below the index for this school.

PASS PERFORMANCE

Our School
 Elementary Schools with Students Like Ours
 Elementary schools statewide



NAEP PERFORMANCE*

* Performance reported for SC and nation, data not available at school level. Percentages at NAEP Achievement Levels.



SC PERFORMANCE VISION

By 2020 all students will graduate with the knowledge and skills necessary to compete successfully in the global economy, participate in a democratic society and contribute positively as members of families and communities.

Abbreviations Key

N/A Not Applicable N/AV Not Available N/C Not Collected N/R Not Reported I/S Insufficient Sample TBD To be determined

Berea Elementary School [Greenville County]

SCHOOL PROFILE

	Our School	Change from Last Year	Elementary Schools with Students Like Ours	Median Elementary School
Students (n=417)				
Retention rate	1.1%	Down from 1.3%	1.1%	0.9%
Attendance rate	95.9%	Down from 96.3%	95.9%	96.3%
Served by gifted and talented program	1.8%	N/A	2.8%	7.2%
With disabilities	19.9%	N/A	13.6%	12.4%
Older than usual for grade	2.1%	N/A	3.0%	1.9%
Out-of-school suspensions or expulsions for violent and/or criminal offenses	0.0%	No Change	0.0%	0.0%
Teachers (n=34)				
Teachers with advanced degrees	61.8%	Up from 57.6%	60.0%	62.5%
Continuing contract teachers	91.2%	Up from 87.9%	76.7%	83.3%
Teachers returning from previous year	88.9%	Up from 86.4%	84.9%	88.3%
Teacher attendance rate	94.7%	No Change	94.9%	95.0%
Average teacher salary*	\$49,651	Up 4.3%	\$46,205	\$48,193
Classes not taught by highly qualified teachers	0.0%	No Change	0.0%	0.0%
Professional development days/teacher	16.1 days	Up from 14.8 days	10.4 days	11.0 days
School				
Principal's years at school	3.0	Up from 2.0	4.0	4.0
Student-teacher ratio in core subjects	17.4 to 1	Up from 16.4 to 1	18.2 to 1	20.1 to 1
Prime instructional time	89.8%	Down from 90.0%	89.5%	90.0%
Opportunities in the arts	Good	No Change	Good	Good
SACS accreditation	Yes	No Change	Yes	Yes
Parents attending conferences	100.0%	No Change	100.0%	100.0%
Character development program	Excellent	No Change	Good	Excellent
Dollars spent per pupil**	\$8,844	Up 5.1%	\$8,277	\$7,364
Percent of expenditures for instruction**	69.0%	Down from 70.5%	67.0%	68.0%
Percent of expenditures for teacher salaries**	68.0%	Up from 67.8%	64.0%	66.0%
ESEA composite index score	54.3	Down from 84.7	72.6	88.0

* Length of contract = 185+ days.

** Prior year audited financial data available.

REPORT OF PRINCIPAL AND SCHOOL IMPROVEMENT COUNCIL

Berea Elementary School creates a safe, inviting atmosphere which fosters learning. Teachers utilize daily essential questions, adhere to state standards, and encourage students to exhibit positive character traits. Teachers and students create classroom expectations together, which results in a positive learning environment. School-wide expectations are taught and successfully modeled daily. This results in a greater ability to focus on academic achievement.

Our staff participates in professional development in the areas of Math, English/Language Arts, Writing and Technology. District personnel provide practical, hands-on opportunities for teachers to grow and develop professionally. Instructional Coaches ensure best practices are followed and are available to support each classroom teacher. Technology training assists the teachers in providing multiple opportunities for students to be actively involved in classroom lessons through the use of iPads, Promethean Boards, ActivExpressions, and other programs.

Title I provides our parents with multiple levels of involvement. A wide variety of topics such as homework help, reading as a family, hands-on math activities and healthy homes were covered with the purpose of helping parents help their children both at home and school in practical ways.

Our Berea Elementary PTA supports family involvement by providing activities such as talent night, parent/child dances, international celebrations, book fairs, and literacy activities. Student achievement is recognized by the Principal on the daily news program as well as special recognition events for honor roll students and improved scores on district MAP testing measures. Our school is proud to have received recognition as a PBIS Banner School as well as a Palmetto Silver Award.

Areas for continued improvement include Math, English Language Arts and Writing.

We strive for daily successes and we are proud of our school community.

Tom Miller, Principal
Scott Fitzsimmons, SIC Chairperson

EVALUATION RESULTS

	Teachers	Students*	Parents*
Number of surveys returned	37	68	36
Percent satisfied with learning environment	89.2%	95.6%	91.7%
Percent satisfied with social and physical environment	91.9%	95.6%	91.9%
Percent satisfied with school-home relations	77.8%	88.4%	100%

*Only students at the highest elementary school grade level at this school and their parents were included.

Comprehensive detail, including definitions of ratings, performance criteria, and explanations of status, is available on www.ed.sc.gov and www.eoc.sc.gov as well as school and school district websites.

Printed versions are available from school districts upon request.

Abbreviations Key

N/A Not Applicable N/AV Not Available N/C Not Collected N/R Not Reported I/S Insufficient Sample TBD To be determined
NI Newly Identified CSI Continuing School Improvement CA Corrective Action RP Plan to Restructure R Restructure DELAY School Improvement Status HOLD School Improvement Status