



SC Annual School Report Card Summary

Augusta Circle Elementary School
 Greenville County
 Grades: K-5 Enrollment: 513
 Principal: Kerry Bannister
 Superintendent: Mr. Burke Royster
 Board Chair: Mr. Chuck Saylor

PERFORMANCE

Comprehensive detail, including definitions of ratings, performance criteria, and explanations of status, is available on www.ed.sc.gov and www.eoc.sc.gov as well as school and school district websites. Printed versions are available from school districts upon request.

YEAR	ABSOLUTE RATING	GROWTH RATING	PALMETTO GOLD AND SILVER AWARD		ESEA/FEDERAL ACCOUNTABILITY RATING SYSTEM	
			General Performance	Closing the Gap	ESEA Grade	Accountability Indicator
2013	Excellent	Good	TBD	TBD	B	N/A
2012	Excellent	Excellent	Gold	N/A	A	N/A
2011	Excellent	Excellent	Gold	N/A	Met	N/A

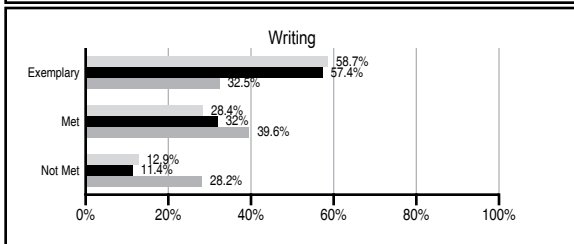
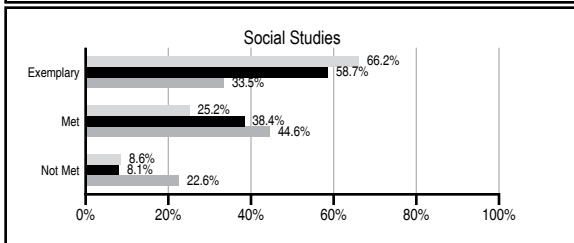
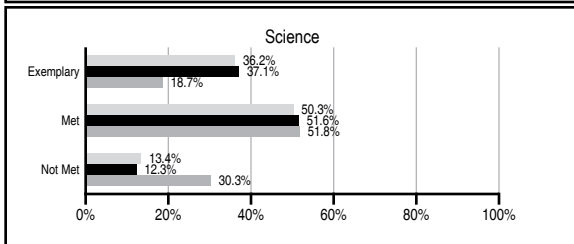
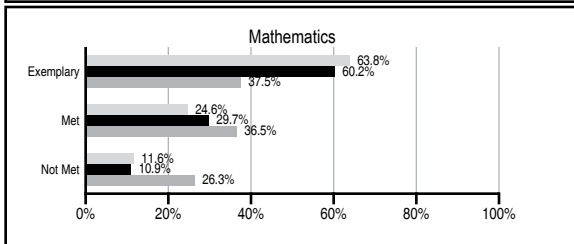
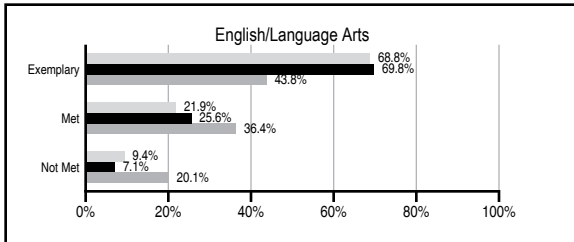
ABSOLUTE RATINGS OF ELEMENTARY SCHOOLS WITH STUDENTS LIKE OURS*

EXCELLENT	GOOD	AVERAGE	BELOW AVERAGE	AT-RISK
12	0	1	0	0

* Ratings are calculated with data available by 11/07/2013. Schools with Students Like Ours are Elementary Schools with Poverty Indices of no more than 5% above or below the index for this school.

PASS PERFORMANCE

Our School
 Elementary Schools with Students Like Ours
 Elementary schools statewide



NAEP PERFORMANCE*

* Performance reported for SC and nation, data not available at school level. Percentages at NAEP Achievement Levels.



SC PERFORMANCE VISION

By 2020 all students will graduate with the knowledge and skills necessary to compete successfully in the global economy, participate in a democratic society and contribute positively as members of families and communities.

Abbreviations Key

N/A Not Applicable N/AV Not Available N/C Not Collected N/R Not Reported I/S Insufficient Sample TBD To be determined

Augusta Circle Elementary School [Greenville County]

SCHOOL PROFILE

	Our School	Change from Last Year	Elementary Schools with Students Like Ours	Median Elementary School
Students (n=513)				
Retention rate	0.4%	Up from 0.2%	0.4%	0.9%
Attendance rate	97.7%	Down from 98.0%	96.9%	96.3%
Served by gifted and talented program	19.1%	N/A	18.4%	7.2%
With disabilities	10.1%	N/A	10.0%	12.4%
Older than usual for grade	0.8%	N/A	0.8%	1.9%
Out-of-school suspensions or expulsions for violent and/or criminal offenses	0.0%	No Change	0.0%	0.0%
Teachers (n=30)				
Teachers with advanced degrees	66.7%	Up from 63.0%	66.7%	62.5%
Continuing contract teachers	73.3%	Down from 88.9%	88.4%	83.3%
Teachers returning from previous year	89.3%	Down from 90.3%	91.8%	88.3%
Teacher attendance rate	94.7%	Down from 95.4%	95.6%	95.0%
Average teacher salary*	\$46,323	Up 1.7%	\$49,265	\$48,193
Classes not taught by highly qualified teachers	0.0%	Down from 0.6%	0.0%	0.0%
Professional development days/teacher	14.7 days	Up from 12.2 days	9.2 days	11.0 days
School				
Principal's years at school	13.0	Up from 12.0	7.0	4.0
Student-teacher ratio in core subjects	20.9 to 1	Down from 23.2 to 1	21.0 to 1	20.1 to 1
Prime instructional time	92.0%	Down from 93.1%	91.3%	90.0%
Opportunities in the arts	Good	No Change	Good	Good
SACS accreditation	Yes	No Change	Yes	Yes
Parents attending conferences	100.0%	Up from 99.2%	100.0%	100.0%
Character development program	Average	Down from Excellent	Excellent	Excellent
Dollars spent per pupil**	\$5,746	Up 2.2%	\$6,931	\$7,364
Percent of expenditures for instruction**	64.0%	Up from 62.1%	68.5%	68.0%
Percent of expenditures for teacher salaries**	63.0%	Up from 61.8%	67.5%	66.0%
ESEA composite index score	86.7	Down from 91.3	94.0	88.0

* Length of contract = 185+ days.

** Prior year audited financial data available.

REPORT OF PRINCIPAL AND SCHOOL IMPROVEMENT COUNCIL

Augusta Circle Elementary School (ACE) has a "Legacy of Excellence and Leadership." It is a National Blue Ribbon School of Excellence, a Palmetto's Finest School, and a Red Carpet school. It is a traditional elementary school serving a student population of 503 students. Nestled in an urban neighborhood in Greenville, S.C., ACE is the focal point of the community and is rich in the tradition and the history of the city. The school offers a rigorous academic program and continues to maintain high expectations for all its students.

2012-2013 was another exciting and successful school year. We won our tenth state Palmetto Gold award because our PASS achievement score was Excellent and our PASS improvement score was Excellent. We won our ninth Attendance Blitz Award for having the Overall Highest Daily Attendance of any school in the district. Our art teacher received an Artist-in-Residence Grant for Charles Pate, local artist, to teach charcoal drawing to our 4th graders. Our PTA won a \$1200 grant from the Metropolitan Arts Council for our Cultural Arts Week.

The PTA and School Improvement Council (SIC) had another productive year under the leadership of Alison Pitts and Elliott Grow (PTA Co-Presidents) and Matt Puckett (SIC Chairman). Special events included six service projects, a family outreach program for ACE at-risk students, a Scotland Cultural Arts Week and Grandparents and Special Friends' Week. Over 263 volunteers contributed 14,988 hours of work to the school.

As a learning community, teachers implemented Continuous Improvement Quality Tools, Compass Learning technology, and Focused Learning strategies to meet our goals of (1) improving student achievement in reading and math and (2) closing the gap between FARM and non-FARM students. We continue to be the school where "Children are the Heart," and where there is a "Legacy of Leadership and Excellence."

Kerry Bannister, Principal
Matt Puckett, SIC Chairman

EVALUATION RESULTS

	Teachers	Students*	Parents*
Number of surveys returned	33	74	58
Percent satisfied with learning environment	97%	91.9%	89.7%
Percent satisfied with social and physical environment	97%	90.6%	94.7%
Percent satisfied with school-home relations	100%	95.9%	88.2%

*Only students at the highest elementary school grade level at this school and their parents were included.

Comprehensive detail, including definitions of ratings, performance criteria, and explanations of status, is available on www.ed.sc.gov and www.eoc.sc.gov as well as school and school district websites.

Printed versions are available from school districts upon request.

Abbreviations Key

N/A Not Applicable N/AV Not Available N/C Not Collected N/R Not Reported I/S Insufficient Sample TBD To be determined

NI Newly Identified CSI Continuing School Improvement CA Corrective Action RP Plan to Restructure R Restructure DELAY School Improvement Status HOLD School Improvement Status