



SC Annual School Report Card Summary

Brook Glenn Elementary
 Greenville County
 Grades: PK-5 Enrollment: 460
 Principal: Bernice M. Jackson
 Superintendent: Mr. Burke Royster
 Board Chair: Mr. Chuck Saylor

PERFORMANCE

Comprehensive detail, including definitions of ratings, performance criteria, and explanations of status, is available on www.ed.sc.gov and www.eoc.sc.gov as well as school and school district websites. Printed versions are available from school districts upon request.

YEAR	ABSOLUTE RATING	GROWTH RATING	PALMETTO GOLD AND SILVER AWARD		ESEA/FEDERAL ACCOUNTABILITY RATING SYSTEM	
			General Performance	Closing the Gap	ESEA Grade	Accountability Indicator
2013	Good	Average	TBD	TBD	A	N/A
2012	Good	Average	N/A	N/A	A	N/A
2011	Average	Average	Silver	N/A	Met	N/A

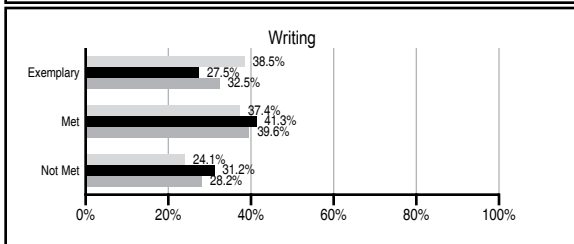
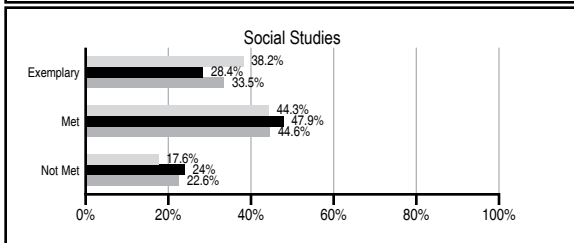
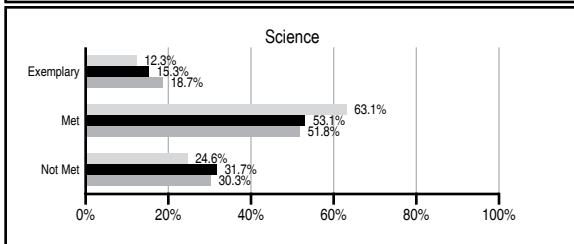
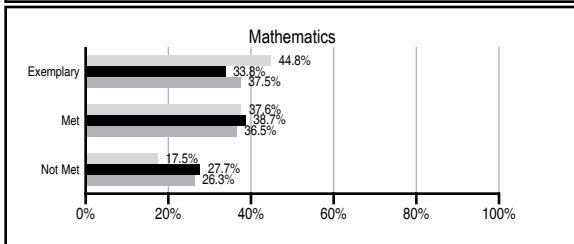
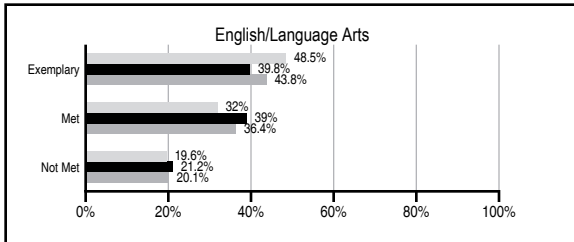
ABSOLUTE RATINGS OF ELEMENTARY SCHOOLS WITH STUDENTS LIKE OURS*

EXCELLENT	GOOD	AVERAGE	BELOW AVERAGE	AT-RISK
13	34	76	6	1

* Ratings are calculated with data available by 11/07/2013. Schools with Students Like Ours are Elementary Schools with Poverty Indices of no more than 5% above or below the index for this school.

PASS PERFORMANCE

Our School
 Elementary Schools with Students Like Ours
 Elementary schools statewide



NAEP PERFORMANCE*

* Performance reported for SC and nation, data not available at school level. Percentages at NAEP Achievement Levels.



SC PERFORMANCE VISION

By 2020 all students will graduate with the knowledge and skills necessary to compete successfully in the global economy, participate in a democratic society and contribute positively as members of families and communities.

Abbreviations Key

N/A Not Applicable N/AV Not Available N/C Not Collected N/R Not Reported I/S Insufficient Sample TBD To be determined

Brook Glenn Elementary [Greenville County]

SCHOOL PROFILE

	Our School	Change from Last Year	Elementary Schools with Students Like Ours	Median Elementary School
Students (n=460)				
Retention rate	2.9%	Up from 2.1%	1.1%	0.9%
Attendance rate	97.0%	Down from 97.2%	96.0%	96.3%
Served by gifted and talented program	4.7%	N/A	6.3%	7.2%
With disabilities	12.7%	N/A	14.0%	12.4%
Older than usual for grade	2.1%	N/A	2.4%	1.9%
Out-of-school suspensions or expulsions for violent and/or criminal offenses	0.2%	Up from 0.0%	0.0%	0.0%
Teachers (n=31)				
Teachers with advanced degrees	71.0%	Up from 67.9%	61.4%	62.5%
Continuing contract teachers	87.1%	Down from 92.9%	83.8%	83.3%
Teachers returning from previous year	90.5%	Up from 88.0%	88.6%	88.3%
Teacher attendance rate	94.2%	Up from 94.0%	94.6%	95.0%
Average teacher salary*	\$49,399	Up 6.1%	\$48,088	\$48,193
Classes not taught by highly qualified teachers	1.0%	Up from 0.0%	0.0%	0.0%
Professional development days/teacher	20.0 days	No Change	11.4 days	11.0 days
School				
Principal's years at school	11.0	Up from 9.0	4.0	4.0
Student-teacher ratio in core subjects	19.9 to 1	Down from 21.0 to 1	20.1 to 1	20.1 to 1
Prime instructional time	89.5%	Down from 90.5%	89.5%	90.0%
Opportunities in the arts	Good	No Change	Good	Good
SACS accreditation	Yes	No Change	Yes	Yes
Parents attending conferences	100.0%	No Change	100.0%	100.0%
Character development program	Excellent	No Change	Excellent	Excellent
Dollars spent per pupil**	\$6,988	Up 0.5%	\$7,340	\$7,364
Percent of expenditures for instruction**	65.0%	Down from 65.1%	67.0%	68.0%
Percent of expenditures for teacher salaries**	64.0%	Down from 64.4%	65.0%	66.0%
ESEA composite index score	95.7	Down from 98.8	86.2	88.0

* Length of contract = 185+ days.

** Prior year audited financial data available.

EVALUATION RESULTS

	Teachers	Students*	Parents*
Number of surveys returned	31	48	40
Percent satisfied with learning environment	93.5%	91.7%	87.5%
Percent satisfied with social and physical environment	93.6%	89.6%	85%
Percent satisfied with school-home relations	90.3%	93.8%	85.4%

*Only students at the highest elementary school grade level at this school and their parents were included.

REPORT OF PRINCIPAL AND SCHOOL IMPROVEMENT COUNCIL

Brook Glenn Elementary, a small community school, is student centered, and family friendly with clear beliefs, and high expectations. It is truly a place where children grow and learn in a safe nurturing environment, guided and supported by a talented and caring staff. Our teachers are dedicated and our students are diligent. We proudly serve a diverse student population of students from preschool to fifth grade. A staff of highly qualified teachers is committed to providing our students with educational experiences using best practices in all content areas. Brook Glenn is proud of earning ESEA Report Card Rating: A (98.8%), recognition as a Palmetto Silver Award School, 2013 Safe Kids School, and Live Well Healthy Choice School recipient.

Our mission is to educate all students through high expectations, quality instruction, and allow students to spread their wings and Soar to Success. We aim to provide professional development activities that are meaningful to teachers and lead to increased student achievement. This year, our teaching staff engaged in continuous professional development opportunities: Balanced Literacy, Common Core, CHAMPS, and technology usage. Brook Glenn continues to build upon the use of technology in a variety of ways to enhance student learning. Our curriculum is designed to meet state standards with classrooms equipped with Internet accessible computers, laptops, Promethean Boards, Nooks, and Activotes.

We know that communication builds strong partnerships so Brook Glenn sends home to families weekly newsletters with information about upcoming events, items of concern, and opportunities for involvement. We utilize the school district's communication system (School Messenger) to send personalized voice messages to parents to encourage parents and families to be actively involved in their children's education. Along with partnerships with families, we understand the importance of partnering with community members. The educational support is invaluable to our success. Brook Glenn's guidance counselor works with local county programs to help families connect with needed health and social services. Our Character education is embedded in our curriculum using "The Seven Habits of Healthy Kids".

Together, we provide a safe and challenging learning environment which affords students a sound foundation for the future and encourages pride, respect and a love of learning. Our special area programs include PE Mileage Club, Morning Hip-Hop Exercise, Morning News Show, Chorus, Good News, SCORE, and Step-Team. Student support activities include Terrific Kids Program, Guidance Clubs, Student Council, and Safety Patrols. Our academic activities consist of student-led conferences, an organic garden, Math Olympiads, Math Super Stars, and mentoring / tutoring from local colleges, universities, and high schools students. Our students are proud to be Brook Glenn Eagles; and we are proud of them. We believe it takes a community working together to ensure academic success so all Brook Glenn Eagles can "Soar to Success".

Bernice M. Jackson, Principal
Hannah, SIC Chairperson

Jeff

Comprehensive detail, including definitions of ratings, performance criteria, and explanations of status, is available on www.ed.sc.gov and www.eoc.sc.gov as well as school and school district websites.

Printed versions are available from school districts upon request.

Abbreviations Key

N/A Not Applicable N/AV Not Available N/C Not Collected N/R Not Reported I/S Insufficient Sample TBD To be determined
NI Newly Identified CSI Continuing School Improvement CA Corrective Action RP Plan to Restructure R Restructure DELAY School Improvement Status HOLD School Improvement Status