



SC Annual School Report Card Summary

Alexander Elementary
 Greenville County
 Grades: PK-5 Enrollment: 364
 Principal: Leda L. Young
 Superintendent: Mr. Burke Royster
 Board Chair: Mr. Chuck Saylor

PERFORMANCE

Comprehensive detail, including definitions of ratings, performance criteria, and explanations of status, is available on www.ed.sc.gov and www.eoc.sc.gov as well as school and school district websites. Printed versions are available from school districts upon request.

YEAR	ABSOLUTE RATING	GROWTH RATING	PALMETTO GOLD AND SILVER AWARD		ESEA/FEDERAL ACCOUNTABILITY RATING SYSTEM	
			General Performance	Closing the Gap	ESEA Grade	Accountability Indicator
2013	Average	Average	TBD	TBD	B	N/A
2012	Below Average	Below Average	N/A	N/A	D	N/A
2011	Below Average	Average	N/A	N/A	Not Met	RP

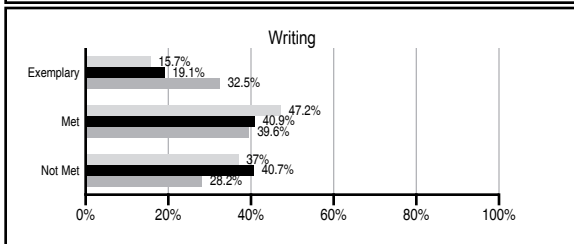
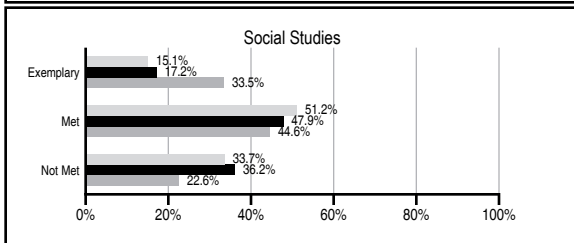
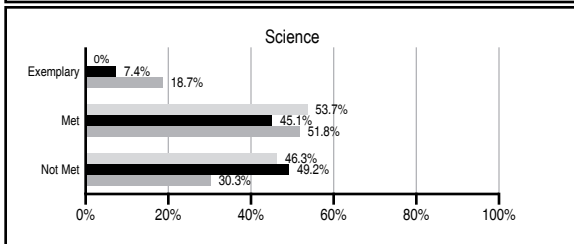
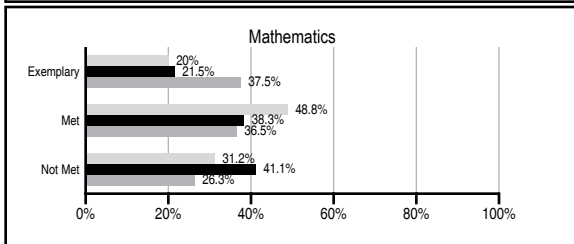
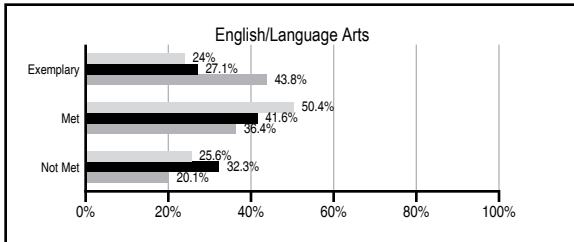
ABSOLUTE RATINGS OF ELEMENTARY SCHOOLS WITH STUDENTS LIKE OURS*

EXCELLENT	GOOD	AVERAGE	BELOW AVERAGE	AT-RISK
0	9	73	37	13

* Ratings are calculated with data available by 11/07/2013. Schools with Students Like Ours are Elementary Schools with Poverty Indices of no more than 5% above or below the index for this school.

PASS PERFORMANCE

Our School
 Elementary Schools with Students Like Ours
 Elementary schools statewide



NAEP PERFORMANCE*

* Performance reported for SC and nation, data not available at school level. Percentages at NAEP Achievement Levels.



SC PERFORMANCE VISION

By 2020 all students will graduate with the knowledge and skills necessary to compete successfully in the global economy, participate in a democratic society and contribute positively as members of families and communities.

Abbreviations Key

N/A Not Applicable N/AV Not Available N/C Not Collected N/R Not Reported I/S Insufficient Sample TBD To be determined

Alexander Elementary [Greenville County]

SCHOOL PROFILE

	Our School	Change from Last Year	Elementary Schools with Students Like Ours	Median Elementary School
Students (n=364)				
Retention rate	1.1%	Up from 0.0%	1.1%	0.9%
Attendance rate	96.0%	Down from 96.5%	95.9%	96.3%
Served by gifted and talented program	2.4%	N/A	2.4%	7.2%
With disabilities	15.2%	N/A	13.4%	12.4%
Older than usual for grade	1.9%	N/A	3.0%	1.9%
Out-of-school suspensions or expulsions for violent and/or criminal offenses	0.0%	Down from 0.3%	0.0%	0.0%
Teachers (n=30)				
Teachers with advanced degrees	63.3%	Down from 67.7%	60.0%	62.5%
Continuing contract teachers	70.0%	Down from 77.4%	73.7%	83.3%
Teachers returning from previous year	85.3%	Down from 90.5%	84.4%	88.3%
Teacher attendance rate	94.9%	Up from 92.2%	94.9%	95.0%
Average teacher salary*	\$45,055	Down 2.5%	\$45,938	\$48,193
Classes not taught by highly qualified teachers	0.0%	No Change	0.0%	0.0%
Professional development days/teacher	11.3 days	No Change	10.2 days	11.0 days
School				
Principal's years at school	7.0	Up from 6.0	4.0	4.0
Student-teacher ratio in core subjects	17.1 to 1	Down from 19.0 to 1	17.8 to 1	20.1 to 1
Prime instructional time	89.1%	Up from 86.5%	89.5%	90.0%
Opportunities in the arts	Good	No Change	Good	Good
SACS accreditation	Yes	No Change	Yes	Yes
Parents attending conferences	100.0%	Up from 97.2%	100.0%	100.0%
Character development program	Good	No Change	Excellent	Excellent
Dollars spent per pupil**	\$8,786	Up 4.7%	\$8,594	\$7,364
Percent of expenditures for instruction**	69.0%	Down from 69.9%	67.0%	68.0%
Percent of expenditures for teacher salaries**	67.0%	Down from 68.2%	63.5%	66.0%
ESEA composite index score	81.5	Up from 69.8	68.2	88.0

* Length of contract = 185+ days.

** Prior year audited financial data available.

EVALUATION RESULTS

	Teachers	Students*	Parents*
Number of surveys returned	24	50	21
Percent satisfied with learning environment	87.5%	92%	95.2%
Percent satisfied with social and physical environment	96%	88%	95.2%
Percent satisfied with school-home relations	76%	72%	95%

*Only students at the highest elementary school grade level at this school and their parents were included.

REPORT OF PRINCIPAL AND SCHOOL IMPROVEMENT COUNCIL

At Alexander Elementary we are Learning Today with Tomorrow in Mind. This year our focus has been to engage students in meaningful learning experiences that require them to think critically and to apply their learning to real world experiences.

Increasing student achievement in all academic areas continues to be our goal. To achieve these goals, we implemented instructional strategies that allowed for rigorous, differentiated instruction.

Integrated lesson plans were developed by teachers in collaboration with other support staff. Teachers used information provided from common assessments and item analysis to determine skill mastery. Students received small group instruction for re-teaching and acceleration. We continue to use the Fountas and Pinell balanced literacy model. The guided reading component helped individual students learn how to process a variety of increasingly challenging texts with understanding and fluency. Response to Intervention (RtI) reading program provided reading support to students in grades K through 3.

This year Alexander Elementary received a grant from the National Writing Project for teaching in grades 3-5 to participate in a yearlong professional development.

Teachers also participated in Fountas and Pinell and Tools for Literacy training.

A select group of 4th and 5th students represented our school in the district's Battle of the Books competition placing 8th out of 33 schools. Our Eagle Choral Ensemble performed at area schools and community venues, including the Poinsette Christmas Parade. A fourth grader represented Alexander in the state Honors Chorus and our Jr. Beta Club attended the state convention for the first time.

Our students are supported by parents and community volunteers who tutor and serve as mentors. One program that we are most proud of is the Men Who Read program. Each month we invite men from the community to read to male students in grades 2 through 5. The Young Lawyers Alliance also supported our efforts and focuses on literacy by visiting our school and providing take home books for kindergarten students. Public Education Partners supported students learning by donating books for students to use in their home libraries.

Alexander is a great place where there is a relentless focus on student achievement.

Leda Young, Principal

Melvin McDaniel, Chair, School Improvement Council

Comprehensive detail, including definitions of ratings, performance criteria, and explanations of status, is available on www.ed.sc.gov and www.eoc.sc.gov as well as school and school district websites.

Printed versions are available from school districts upon request.

Abbreviations Key

N/A Not Applicable N/AV Not Available N/C Not Collected N/R Not Reported I/S Insufficient Sample TBD To be determined

NI Newly Identified CSI Continuing School Improvement CA Corrective Action RP Plan to Restructure R Restructure DELAY School Improvement Status HOLD School Improvement Status