



SC Annual School Report Card Summary

Waccamaw Intermediate School
 Georgetown County
 Grades: 4-6 Enrollment: 559
 Principal: Dr. Timothy Carnahan
 Superintendent: Dr. H. Randall Dozier
 Board Chair: Mr. Jim Dumm

PERFORMANCE

Comprehensive detail, including definitions of ratings, performance criteria, and explanations of status, is available on www.ed.sc.gov and www.eoc.sc.gov as well as school and school district websites. Printed versions are available from school districts upon request.

YEAR	ABSOLUTE RATING	GROWTH RATING	PALMETTO GOLD AND SILVER AWARD		ESEA/FEDERAL ACCOUNTABILITY RATING SYSTEM	
			General Performance	Closing the Gap	ESEA Grade	Accountability Indicator
2013	Excellent	Excellent	TBD	TBD	A	N/A
2012	Excellent	Excellent	Gold	Gold	B	N/A
2011	Excellent	Excellent	Gold	N/A	Not Met	N/A

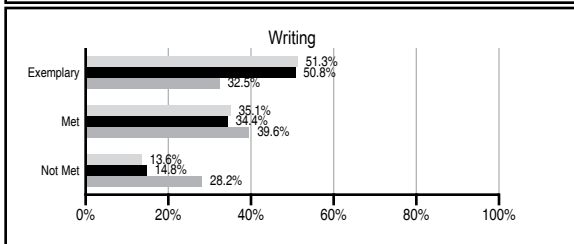
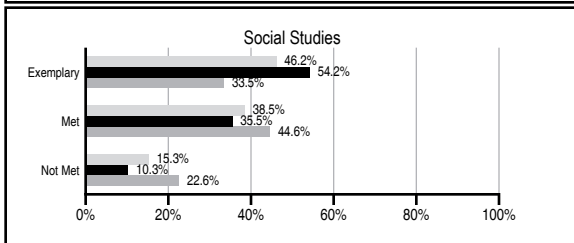
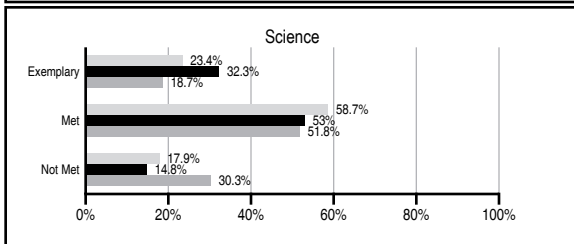
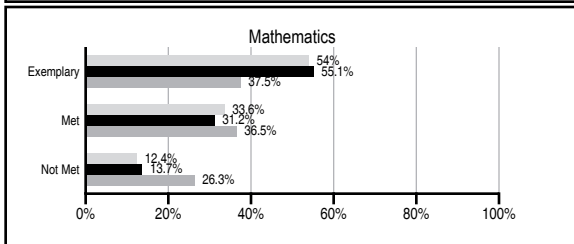
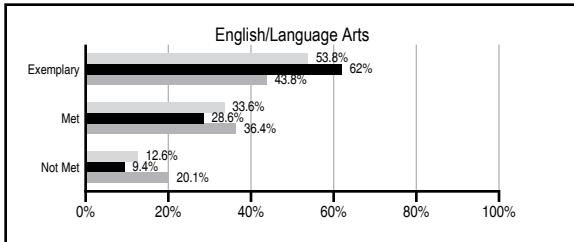
ABSOLUTE RATINGS OF ELEMENTARY SCHOOLS WITH STUDENTS LIKE OURS*

EXCELLENT	GOOD	AVERAGE	BELOW AVERAGE	AT-RISK
28	2	0	0	0

* Ratings are calculated with data available by 11/07/2013. Schools with Students Like Ours are Elementary Schools with Poverty Indices of no more than 5% above or below the index for this school.

PASS PERFORMANCE

Our School
 Elementary Schools with Students Like Ours
 Elementary schools statewide



NAEP PERFORMANCE*

* Performance reported for SC and nation, data not available at school level. Percentages at NAEP Achievement Levels.



SC PERFORMANCE VISION

By 2020 all students will graduate with the knowledge and skills necessary to compete successfully in the global economy, participate in a democratic society and contribute positively as members of families and communities.

Abbreviations Key

N/A Not Applicable N/AV Not Available N/C Not Collected N/R Not Reported I/S Insufficient Sample TBD To be determined

Waccamaw Intermediate School [Georgetown County]

SCHOOL PROFILE

	Our School	Change from Last Year	Elementary Schools with Students Like Ours	Median Elementary School
Students (n=559)				
Retention rate	0.2%	Up from 0.0%	0.6%	0.9%
Attendance rate	95.7%	Down from 96.0%	96.8%	96.3%
Served by gifted and talented program	36.9%	N/A	16.8%	7.2%
With disabilities	10.8%	N/A	9.7%	12.4%
Older than usual for grade	2.0%	N/A	1.4%	1.9%
Out-of-school suspensions or expulsions for violent and/or criminal offenses	0.0%	Down from 0.2%	0.0%	0.0%
Teachers (n=38)				
Teachers with advanced degrees	78.9%	Up from 76.3%	67.9%	62.5%
Continuing contract teachers	97.4%	Up from 94.7%	90.5%	83.3%
Teachers returning from previous year	92.5%	Down from 93.4%	91.1%	88.3%
Teacher attendance rate	94.4%	Up from 93.2%	94.8%	95.0%
Average teacher salary*	\$53,081	Up 5.0%	\$50,400	\$48,193
Classes not taught by highly qualified teachers	0.0%	No Change	0.0%	0.0%
Professional development days/teacher	9.7 days	Down from 14.4 days	10.9 days	11.0 days
School				
Principal's years at school	5.0	Up from 4.0	5.0	4.0
Student-teacher ratio in core subjects	10.3 to 1	Down from 27.3 to 1	21.3 to 1	20.1 to 1
Prime instructional time	88.3%	Up from 87.2%	90.6%	90.0%
Opportunities in the arts	Good	No Change	Good	Good
SACS accreditation	Yes	No Change	Yes	Yes
Parents attending conferences	100.0%	Up from 99.2%	100.0%	100.0%
Character development program	Excellent	Up from Good	Excellent	Excellent
Dollars spent per pupil**	\$7,209	Down 1.9%	\$6,853	\$7,364
Percent of expenditures for instruction**	65.0%	Down from 65.7%	69.0%	68.0%
Percent of expenditures for teacher salaries**	64.0%	Up from 63.8%	67.0%	66.0%
ESEA composite index score	91.0	Up from 83.2	95.9	88.0

* Length of contract = 185+ days.

** Prior year audited financial data available.

EVALUATION RESULTS

	Teachers	Students*	Parents*
Number of surveys returned	24	180	76
Percent satisfied with learning environment	100%	93.9%	92.1%
Percent satisfied with social and physical environment	95.6%	93.3%	93.6%
Percent satisfied with school-home relations	100%	94.4%	96.1%

*Only students at the highest elementary school grade level at this school and their parents were included.

REPORT OF PRINCIPAL AND SCHOOL IMPROVEMENT COUNCIL

The mission of Waccamaw Intermediate School is to provide a nurturing and safe environment full of diverse learning experiences that enable all students to become caring and productive lifelong learners in a global and technological society. It is this approach that makes Waccamaw Intermediate such an inviting, warm, safe, and child centered school. □

We are a school that has high expectations for every child. Teachers engage students in learning by following the state's curriculum for all areas of instruction. We use the self-contained classroom approach to teach our students. Teachers have the flexibility to teach units of study across the various content areas. Reading, writing, and research through a balanced literacy approach has been enhanced by the High Progress Literacy Classroom initiative. Emphasis has been placed on science and technology. Science is taught using a hands-on approach as students are provided opportunities to conduct lab experiments in our state of the art science lab. Daily instruction is infused with current technology such as mobile IPAD labs, mobile laptop labs, Promethean software, Active Response devices and many other instructional technology resources.

In addition to our academics, students find success through engagement in the areas of the performing arts and extracurricular activities such as Band, Steel Drum Band, Chorus, Art Enrichment, Wrestling, First Tee Golf, First Lego League Team and drama performances. Our parents are amazing supporters at Waccamaw Intermediate. Through our outstanding PTO, our parents and community members have provided an overwhelming amount of support through their time, talents, and gifts. Waccamaw Intermediate believes that we must all work together for our students to be successful.

We believe that best practices on behalf of teachers, students, parents, administrators and community are evidenced by our awards based on student success and state assessments. We are most proud of our school's recognition as recipients of the Palmetto Gold Award for academic achievement and closing the achievement gap. Working together for students' success makes the difference.

Dr. Timothy Carnahan, Principal
Becky Fico, SIC Chairperson

Comprehensive detail, including definitions of ratings, performance criteria, and explanations of status, is available on www.ed.sc.gov and www.eoc.sc.gov as well as school and school district websites.

Printed versions are available from school districts upon request.

Abbreviations Key

N/A Not Applicable N/AV Not Available N/C Not Collected N/R Not Reported I/S Insufficient Sample TBD To be determined
NI Newly Identified CSI Continuing School Improvement CA Corrective Action RP Plan to Restructure R Restructure DELAY School Improvement Status HOLD School Improvement Status