



SC Annual School Report Card Summary

Waccamaw Elementary
Georgetown County
Grades: PK-3 **Enrollment: 626**
Principal: Vervatine A. Reid
Superintendent: Dr. H. Randall Dozier
Board Chair: Mr. Jim Dumm

PERFORMANCE

Comprehensive detail, including definitions of ratings, performance criteria, and explanations of status, is available on www.ed.sc.gov and www.eoc.sc.gov as well as school and school district websites. Printed versions are available from school districts upon request.

YEAR	ABSOLUTE RATING	GROWTH RATING	PALMETTO GOLD AND SILVER AWARD		ESEA/FEDERAL ACCOUNTABILITY RATING SYSTEM	
			General Performance	Closing the Gap	ESEA Grade	Accountability Indicator
2013	Excellent	Good	TBD	TBD	B	N/A
2012	Excellent	Excellent	Gold	N/A	A	N/A
2011	Excellent	Good	Gold	N/A	Met	N/A

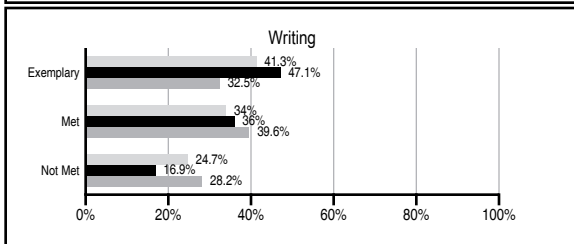
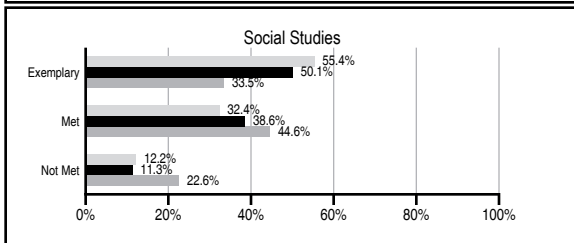
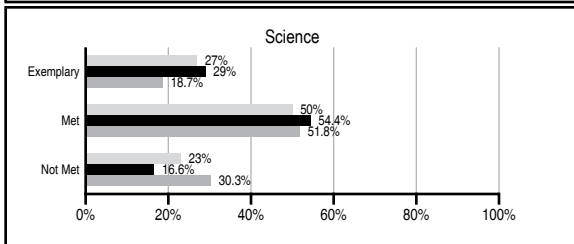
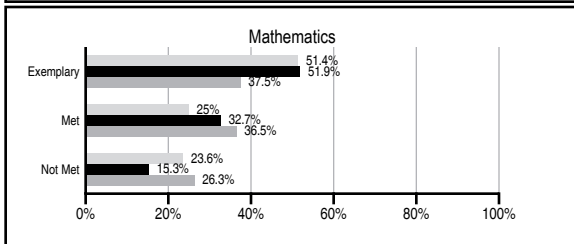
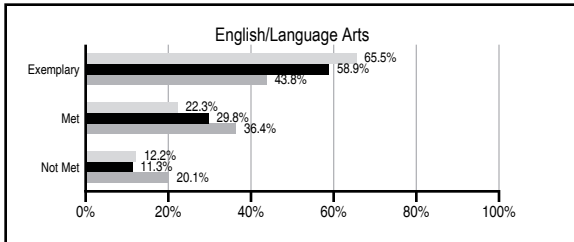
ABSOLUTE RATINGS OF ELEMENTARY SCHOOLS WITH STUDENTS LIKE OURS*

EXCELLENT	GOOD	AVERAGE	BELOW AVERAGE	AT-RISK
32	4	0	1	0

* Ratings are calculated with data available by 11/07/2013. Schools with Students Like Ours are Elementary Schools with Poverty Indices of no more than 5% above or below the index for this school.

PASS PERFORMANCE

Our School
 Elementary Schools with Students Like Ours
 Elementary schools statewide



NAEP PERFORMANCE*

* Performance reported for SC and nation, data not available at school level. Percentages at NAEP Achievement Levels.



SC PERFORMANCE VISION

By 2020 all students will graduate with the knowledge and skills necessary to compete successfully in the global economy, participate in a democratic society and contribute positively as members of families and communities.

Abbreviations Key

N/A Not Applicable N/AV Not Available N/C Not Collected N/R Not Reported I/S Insufficient Sample TBD To be determined

Waccamaw Elementary [Georgetown County]

SCHOOL PROFILE

	Our School	Change from Last Year	Elementary Schools with Students Like Ours	Median Elementary School
Students (n=626)				
Retention rate	1.6%	Down from 1.7%	0.5%	0.9%
Attendance rate	95.7%	Down from 96.0%	96.8%	96.3%
Served by gifted and talented program	5.6%	N/A	14.5%	7.2%
With disabilities	6.3%	N/A	10.3%	12.4%
Older than usual for grade	1.4%	N/A	1.4%	1.9%
Out-of-school suspensions or expulsions for violent and/or criminal offenses	0.0%	No Change	0.0%	0.0%
Teachers (n=43)				
Teachers with advanced degrees	74.4%	No Change	68.4%	62.5%
Continuing contract teachers	90.7%	Down from 95.3%	90.3%	83.3%
Teachers returning from previous year	94.2%	No Change	90.5%	88.3%
Teacher attendance rate	94.8%	Up from 94.0%	94.6%	95.0%
Average teacher salary*	\$51,753	Up 2.0%	\$50,257	\$48,193
Classes not taught by highly qualified teachers	0.0%	No Change	0.0%	0.0%
Professional development days/teacher	12.3 days	No Change	11.4 days	11.0 days
School				
Principal's years at school	5.0	Up from 4.0	5.0	4.0
Student-teacher ratio in core subjects	19.1 to 1	Up from 4.8 to 1	21.1 to 1	20.1 to 1
Prime instructional time	88.4%	Down from 88.9%	90.6%	90.0%
Opportunities in the arts	Good	No Change	Good	Good
SACS accreditation	Yes	No Change	Yes	Yes
Parents attending conferences	100.0%	No Change	100.0%	100.0%
Character development program	Excellent	No Change	Excellent	Excellent
Dollars spent per pupil**	\$7,367	Up 7.3%	\$7,089	\$7,364
Percent of expenditures for instruction**	69.0%	Up from 68.7%	69.0%	68.0%
Percent of expenditures for teacher salaries**	66.0%	Down from 66.6%	67.0%	66.0%
ESEA composite index score	82.5	Down from 97.4	94.2	88.0

* Length of contract = 185+ days.

** Prior year audited financial data available.

EVALUATION RESULTS

	Teachers	Students*	Parents*
Number of surveys returned	32	152	118
Percent satisfied with learning environment	100.1%	94.1%	96.6%
Percent satisfied with social and physical environment	100%	92.8%	94.1%
Percent satisfied with school-home relations	100%	96%	90.7%

*Only students at the highest elementary school grade level at this school and their parents were included.

REPORT OF PRINCIPAL AND SCHOOL IMPROVEMENT COUNCIL

Waccamaw Elementary School is an inquiry-based learning school that serves students in grades Pre-K through 3. As we embark upon another school year, it is our mission to help children become inquiring, knowledgeable and caring citizens, who help to create a more peaceful world through intercultural understanding and respect, by providing developmentally appropriate curriculum in a safe and supportive environment.

The teachers have demonstrated strong efforts in their commitment to the school mission and goals by utilizing professional opportunities to enhance their knowledge base and experiences in a professional learning community that encompassed research-based best practices, and rigorous assessments to improve student learning and achievement in the core subjects. The implementation of common core standards will be a main focus for the 2012-2013 school year. We will continue to use best practices and instructional tools, such as Balanced Literacy, Phonics, Everyday Math, hands on science, technology/digital tools, and the arts to enhance instruction, and actively engage students in learning and achieving.

We attribute our success as a Palmetto Gold Award recipient school to student learning achievements, high expectations, committed and dedicated teachers, ongoing collaborations, strong parental involvement, external resources and programs, high student and teacher attendance, and school/community relations.

We are appreciative of our parents and other stakeholders for their willingness to support our shared vision. With their support, we have implemented several school-wide initiatives to enhance students' character building and service learning skills.

The ongoing support and dedication received from the entire Waccamaw family goes beyond measure. It is an indication of total commitment to children.

Vervatine A. Reid, Principal
Jessica Phillips, Chairman of School Improvement Council

Comprehensive detail, including definitions of ratings, performance criteria, and explanations of status, is available on www.ed.sc.gov and www.eoc.sc.gov as well as school and school district websites.

Printed versions are available from school districts upon request.

Abbreviations Key

N/A Not Applicable N/AV Not Available N/C Not Collected N/R Not Reported I/S Insufficient Sample TBD To be determined
NI Newly Identified CSI Continuing School Improvement CA Corrective Action RP Plan to Restructure R Restructure DELAY School Improvement Status HOLD School Improvement Status