



# SC Annual School Report Card Summary

Sampit Elementary  
 Georgetown County  
 Grades: PK-5 Enrollment: 313  
 Principal: Sabrina Goff-Mack  
 Superintendent: Dr. H. Randall Dozier  
 Board Chair: Mr. Jim Dumm

## PERFORMANCE

Comprehensive detail, including definitions of ratings, performance criteria, and explanations of status, is available on [www.ed.sc.gov](http://www.ed.sc.gov) and [www.eoc.sc.gov](http://www.eoc.sc.gov) as well as school and school district websites. Printed versions are available from school districts upon request.

YEAR	ABSOLUTE RATING	GROWTH RATING	PALMETTO GOLD AND SILVER AWARD		ESEA/FEDERAL ACCOUNTABILITY RATING SYSTEM	
			General Performance	Closing the Gap	ESEA Grade	Accountability Indicator
2013	Average	Average	TBD	TBD	A	Reward
2012	Average	Average	N/A	N/A	A	Reward
2011	Average	Average	Silver	N/A	Met	N/A

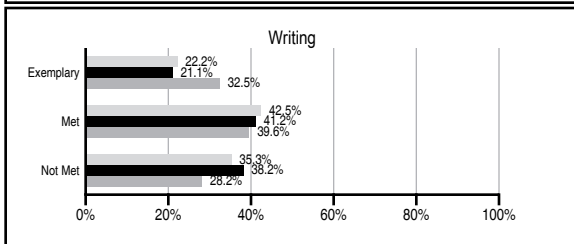
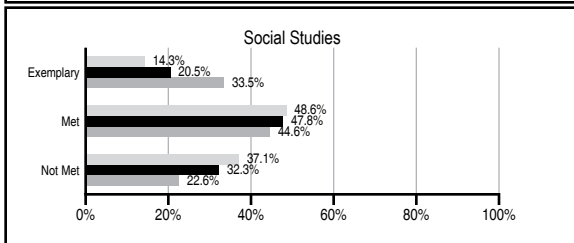
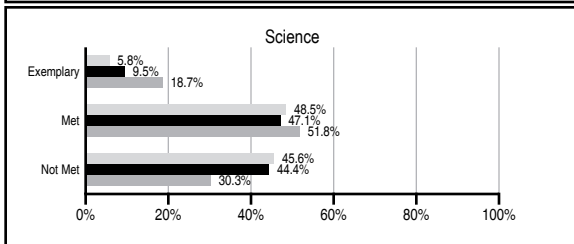
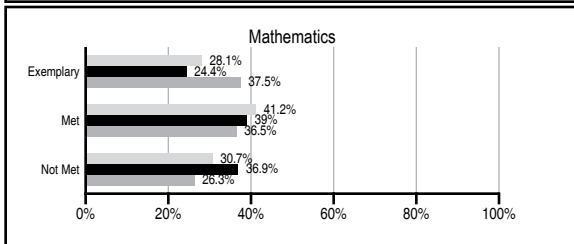
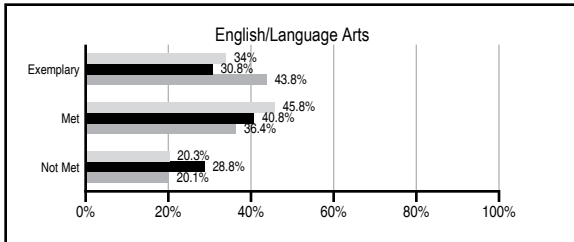
## ABSOLUTE RATINGS OF ELEMENTARY SCHOOLS WITH STUDENTS LIKE OURS\*

EXCELLENT	GOOD	AVERAGE	BELOW AVERAGE	AT-RISK
5	13	121	34	10

\* Ratings are calculated with data available by 11/07/2013. Schools with Students Like Ours are Elementary Schools with Poverty Indices of no more than 5% above or below the index for this school.

## PASS PERFORMANCE

Our School
  Elementary Schools with Students Like Ours
  Elementary schools statewide



## NAEP PERFORMANCE\*

\* Performance reported for SC and nation, data not available at school level. Percentages at NAEP Achievement Levels.



## SC PERFORMANCE VISION

*By 2020 all students will graduate with the knowledge and skills necessary to compete successfully in the global economy, participate in a democratic society and contribute positively as members of families and communities.*

### Abbreviations Key

N/A Not Applicable N/AV Not Available N/C Not Collected N/R Not Reported I/S Insufficient Sample TBD To be determined

# Sampit Elementary [Georgetown County]

## SCHOOL PROFILE

	Our School	Change from Last Year	Elementary Schools with Students Like Ours	Median Elementary School
<b>Students (n=313)</b>				
Retention rate	3.5%	Down from 3.9%	1.1%	0.9%
Attendance rate	95.5%	No Change	96.0%	96.3%
Served by gifted and talented program	4.0%	N/A	3.6%	7.2%
With disabilities	10.3%	N/A	13.2%	12.4%
Older than usual for grade	2.0%	N/A	2.8%	1.9%
Out-of-school suspensions or expulsions for violent and/or criminal offenses	0.3%	No Change	0.0%	0.0%
<b>Teachers (n=27)</b>				
Teachers with advanced degrees	63.0%	Up from 57.1%	60.0%	62.5%
Continuing contract teachers	88.9%	Down from 89.3%	79.2%	83.3%
Teachers returning from previous year	87.1%	Down from 89.8%	85.2%	88.3%
Teacher attendance rate	94.4%	Up from 94.3%	94.9%	95.0%
Average teacher salary*	\$47,740	Up 6.0%	\$46,330	\$48,193
Classes not taught by highly qualified teachers	0.0%	No Change	0.0%	0.0%
Professional development days/teacher	5.3 days	Down from 13.5 days	10.9 days	11.0 days
<b>School</b>				
Principal's years at school	1.0	Down from 22.0	4.0	4.0
Student-teacher ratio in core subjects	15.5 to 1	Down from 16.4 to 1	18.6 to 1	20.1 to 1
Prime instructional time	87.8%	Down from 88.0%	89.5%	90.0%
Opportunities in the arts	Good	No Change	Good	Good
SACS accreditation	Yes	No Change	Yes	Yes
Parents attending conferences	99.1%	Up from 98.2%	100.0%	100.0%
Character development program	Good	No Change	Excellent	Excellent
Dollars spent per pupil**	\$9,072	Down 0.9%	\$7,921	\$7,364
Percent of expenditures for instruction**	60.0%	Down from 62.0%	68.0%	68.0%
Percent of expenditures for teacher salaries**	57.0%	Down from 59.2%	64.0%	66.0%
ESEA composite index score	91.3	Down from 92.7	72.9	88.0

\* Length of contract = 185+ days.

\*\* Prior year audited financial data available.

## EVALUATION RESULTS

	Teachers	Students*	Parents*
Number of surveys returned	29	41	40
Percent satisfied with learning environment	100%	97.6%	92.5%
Percent satisfied with social and physical environment	100%	100%	92.5%
Percent satisfied with school-home relations	96.5%	95.2%	95%

\*Only students at the highest elementary school grade level at this school and their parents were included.

## REPORT OF PRINCIPAL AND SCHOOL IMPROVEMENT COUNCIL

Sampit Elementary School is home to a population of about 350 students in grades Pre-K through fifth. It is a small rural community school. We are extremely proud of our students, our parents, our community, our faculty and staff, and our beautiful campus. We are dedicated to providing a safe, welcoming, and supportive learning environment with high expectations. Staff members at Sampit Elementary seek to create a culture of learning with a comprehensive curriculum that encourages students to strive for excellence at every developmental level and to evolve into self-motivated learners. Educational and emotional needs of the students are met through small class sizes, a comprehensive reading program, innovative approaches to mathematics education, cross curricular connections, and scheduling that allows for the continued professional development of the staff. Our balanced literacy program engages our students in meaningful whole class, small group, and personal reading and writing experiences. Through modeling, coaching, and discussion, students are equipped with a wealth of strategies to develop their reading fluency and comprehension. All students are immersed in rich literature available at the individual student's developmental level through the 100 Book Challenge Reading Program. Students in K-5 are encouraged to read independently in order to meet personal reading goals. Strong unit planning strategically integrates both social studies and science with the students' literature study. Opportunities for students' continued growth and development are provided through technology, music, art, and physical education. The mathematics curriculum provides the students with concrete, tactile learning in math instruction. The Everyday Math Program furnishes the students with an array of manipulatives and tools which they use to solve problems based on real life situations. The spiraling curriculum uses games for continued practice so that the children can begin to apply what they learn during investigations and explorations. The level of instruction is highly challenging and encourages cooperative learning experiences. Students with needs in reading and math receive intensive small group instruction. In addition, tutoring is provided during school and after school. Our teachers engage in the Professional Teaching and Learning Cycle (PTLC) process to enhance instruction. Teachers collaborate in grade level and cross grade level sessions to plan meaningful standards based lessons and assessments. Academic success is a top priority for all of our students. We realize the powerful potential for improving student performance when the home, school, and community join forces for the good of our children. The school provides many opportunities for parents to be actively involved. Parents are invited to attend student activities, participate in curriculum workshops, and volunteer in various capacities. We believe in providing parents with resources to help their children learn at home. We welcome their involvement as they join us as partners in education. Sampit strives to create a vibrant learning environment where students are academically charged and become lifelong learners. As our motto states, Sampit is "Building a Pathway to Success!"

Sabrina Goff-Mack, Principal  
Britton, SIC Chairperson

David

Comprehensive detail, including definitions of ratings, performance criteria, and explanations of status, is available on [www.ed.sc.gov](http://www.ed.sc.gov) and [www.eoc.sc.gov](http://www.eoc.sc.gov) as well as school and school district websites.

Printed versions are available from school districts upon request.

### Abbreviations Key

N/A Not Applicable N/AV Not Available N/C Not Collected N/R Not Reported I/S Insufficient Sample TBD To be determined  
NI Newly Identified CSI Continuing School Improvement CA Corrective Action RP Plan to Restructure R Restructure DELAY School Improvement Status HOLD School Improvement Status