



SC Annual School Report Card Summary

McDonald Elementary
 Georgetown County
 Grades: PK-5 Enrollment: 435
 Principal: Miriam R Daniels
 Superintendent: Dr. H. Randall Dozier
 Board Chair: Mr. Jim Dumm

PERFORMANCE

Comprehensive detail, including definitions of ratings, performance criteria, and explanations of status, is available on www.ed.sc.gov and www.eoc.sc.gov as well as school and school district websites. Printed versions are available from school districts upon request.

YEAR	ABSOLUTE RATING	GROWTH RATING	PALMETTO GOLD AND SILVER AWARD		ESEA/FEDERAL ACCOUNTABILITY RATING SYSTEM	
			General Performance	Closing the Gap	ESEA Grade	Accountability Indicator
2013	Below Average	At-Risk	TBD	TBD	D	N/A
2012	Average	Average	N/A	N/A	C	N/A
2011	Average	Average	N/A	N/A	Not Met	CSI

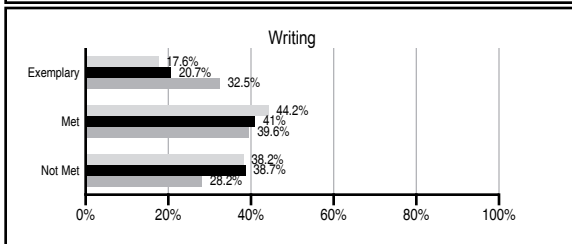
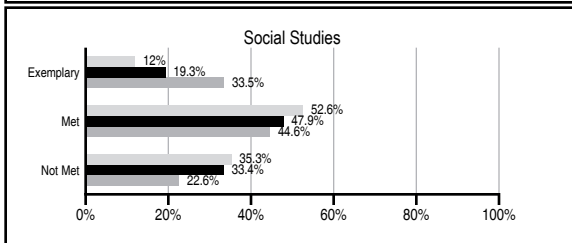
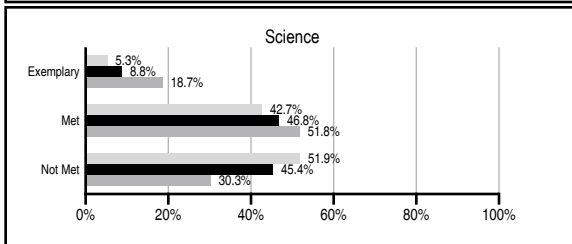
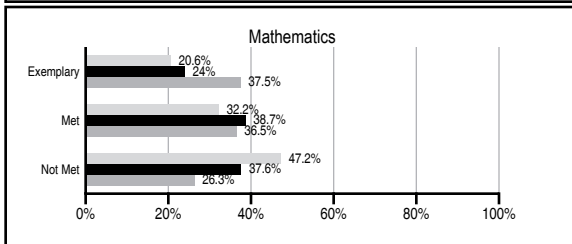
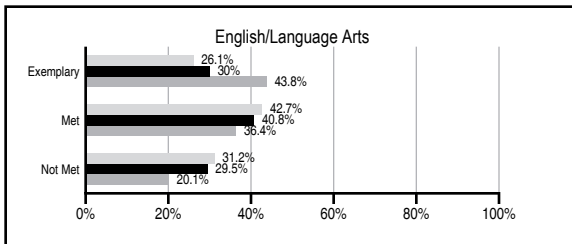
ABSOLUTE RATINGS OF ELEMENTARY SCHOOLS WITH STUDENTS LIKE OURS*

EXCELLENT	GOOD	AVERAGE	BELOW AVERAGE	AT-RISK
3	15	121	41	13

* Ratings are calculated with data available by 11/07/2013. Schools with Students Like Ours are Elementary Schools with Poverty Indices of no more than 5% above or below the index for this school.

PASS PERFORMANCE

Our School
 Elementary Schools with Students Like Ours
 Elementary schools statewide



NAEP PERFORMANCE*

* Performance reported for SC and nation, data not available at school level. Percentages at NAEP Achievement Levels.



SC PERFORMANCE VISION

By 2020 all students will graduate with the knowledge and skills necessary to compete successfully in the global economy, participate in a democratic society and contribute positively as members of families and communities.

Abbreviations Key

N/A Not Applicable N/AV Not Available N/C Not Collected N/R Not Reported I/S Insufficient Sample TBD To be determined

McDonald Elementary [Georgetown County]

SCHOOL PROFILE

	Our School	Change from Last Year	Elementary Schools with Students Like Ours	Median Elementary School
Students (n=435)				
Retention rate	0.4%	Down from 1.3%	1.1%	0.9%
Attendance rate	95.8%	Down from 96.2%	95.9%	96.3%
Served by gifted and talented program	4.2%	N/A	3.2%	7.2%
With disabilities	11.5%	N/A	13.5%	12.4%
Older than usual for grade	1.4%	N/A	2.9%	1.9%
Out-of-school suspensions or expulsions for violent and/or criminal offenses	0.0%	No Change	0.0%	0.0%
Teachers (n=38)				
Teachers with advanced degrees	63.2%	Down from 69.2%	60.6%	62.5%
Continuing contract teachers	92.1%	Down from 97.4%	77.8%	83.3%
Teachers returning from previous year	92.5%	Down from 93.7%	85.1%	88.3%
Teacher attendance rate	95.3%	Up from 93.7%	94.8%	95.0%
Average teacher salary*	\$52,720	Up 4.1%	\$46,330	\$48,193
Classes not taught by highly qualified teachers	0.0%	No Change	0.0%	0.0%
Professional development days/teacher	22.3 days	Up from 20.5 days	10.4 days	11.0 days
School				
Principal's years at school	13.0	Up from 12.0	4.0	4.0
Student-teacher ratio in core subjects	17.0 to 1	Up from 12.1 to 1	18.4 to 1	20.1 to 1
Prime instructional time	89.7%	Up from 88.7%	89.5%	90.0%
Opportunities in the arts	Good	No Change	Good	Good
SACS accreditation	Yes	No Change	Yes	Yes
Parents attending conferences	100.0%	No Change	100.0%	100.0%
Character development program	Excellent	No Change	Excellent	Excellent
Dollars spent per pupil**	\$9,881	Up 4.5%	\$8,013	\$7,364
Percent of expenditures for instruction**	71.0%	Up from 70.9%	68.0%	68.0%
Percent of expenditures for teacher salaries**	69.0%	Up from 68.1%	64.0%	66.0%
ESEA composite index score	60.9	Down from 79.9	75.5	88.0

* Length of contract = 185+ days.

** Prior year audited financial data available.

EVALUATION RESULTS

	Teachers	Students*	Parents*
Number of surveys returned	29	62	51
Percent satisfied with learning environment	96.6%	93.5%	88.3%
Percent satisfied with social and physical environment	96.5%	98.4%	90.2%
Percent satisfied with school-home relations	89.2%	93.6%	88.2%

*Only students at the highest elementary school grade level at this school and their parents were included.

REPORT OF PRINCIPAL AND SCHOOL IMPROVEMENT COUNCIL

McDonald Elementary School, a Title I school, received the highly recognized achievement of being a Palmetto's Finest School Finalist for 2008, 2009, and 2010. In 2009, we were recognized as a Red Carpet School because of our family friendly environment. We use Common Core Standards in correlation with our core curriculum which includes: Balanced Literacy, Journeys, Everyday Math, monthly writing prompts, social studies and science. Our guidance program offers individual and group counseling, First Tee Character Education and career awareness. Our special education program includes: Individual Education Plans, IDEA educational programs, Voyager Reading, and inclusion classes. We continue to provide reduced class size and computer assisted instruction. Our staff is part of a Professional Learning Team that meets weekly with a curriculum coach to revitalize strategies.

We utilize the Project Learning Tree curricula, in house field studies, and field trips. We provide an annual Science Fair and participate in the District Technology and Academic Fairs. Our P.E. department provides daily classes to promote student health and fitness, along with other community athletic activities including golf, tennis and swimming lessons. Measures of Academic Progress and Successmaker assess student progress. We offer extracurricular programs including: Nature Based Inquiry, Earth Stewards, Art Club, Blue Print Leadership Academy, and School Safety/Leadership Teams. Our business partners include: Belk, Wal-Mart, St. Christopher's Children, Healthy Learners, Classy Smiles, Dr. Tire, TLC Car Wash, and many others. Community/parent volunteers are involved in: Fall Festival, Book Fair, Colonial Day, Environmental Day, Fire Safety Poster Contest, Career and Red Ribbon Week, Boy and Girl Scouts, and YMCA. Charity associations are with March of Dimes, United Way, Ronald McDonald House, American Heart Association (Jump Rope for Heart), Cancer Awareness, St. Jude's Children's Hospital, and food drives for local food banks and Helping Hands.

Our parenting program activities are led by our guidance counselor. Our PTO and community partners provide gift cards for special student achievements, courtyard improvements, and special events for teachers. McDonald Elementary School will provide every student with a multi-faceted curriculum challenging students to reach their maximum potential and be productive in a global society. We truly believe in "Developing our best resources...our children."

Miriam R. Daniels, Principal

Tracie Vereen, Chairperson for SIC

Comprehensive detail, including definitions of ratings, performance criteria, and explanations of status, is available on www.ed.sc.gov and www.eoc.sc.gov as well as school and school district websites.

Printed versions are available from school districts upon request.

Abbreviations Key

N/A Not Applicable N/AV Not Available N/C Not Collected N/R Not Reported I/S Insufficient Sample TBD To be determined

NI Newly Identified CSI Continuing School Improvement CA Corrective Action RP Plan to Restructure R Restructure DELAY School Improvement Status HOLD School Improvement Status