



# SC Annual School Report Card Summary

Pleasant Hill Elementary School  
 Georgetown County  
 Grades: PK-5 Enrollment: 324  
 Principal: William Teddy Graham  
 Superintendent: Dr. H. Randall Dozier  
 Board Chair: Mr. Jim Dumm

## PERFORMANCE

Comprehensive detail, including definitions of ratings, performance criteria, and explanations of status, is available on [www.ed.sc.gov](http://www.ed.sc.gov) and [www.eoc.sc.gov](http://www.eoc.sc.gov) as well as school and school district websites. Printed versions are available from school districts upon request.

YEAR	ABSOLUTE RATING	GROWTH RATING	PALMETTO GOLD AND SILVER AWARD		ESEA/FEDERAL ACCOUNTABILITY RATING SYSTEM	
			General Performance	Closing the Gap	ESEA Grade	Accountability Indicator
2013	Good	Below Average	TBD	TBD	A	Reward
2012	Good	Average	N/A	N/A	A	N/A
2011	Average	Average	Silver	N/A	Met	N/A

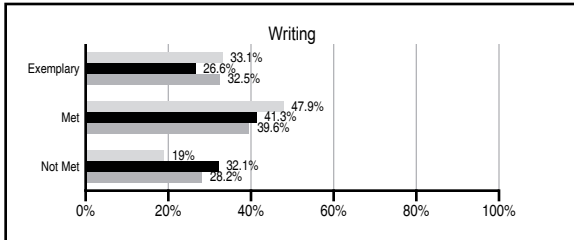
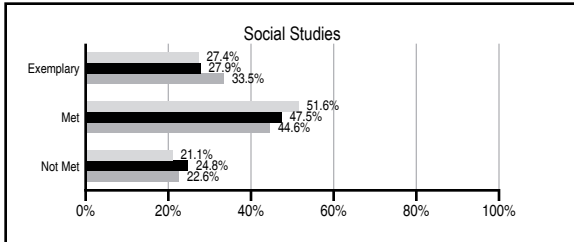
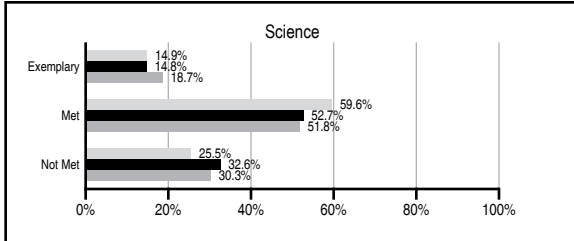
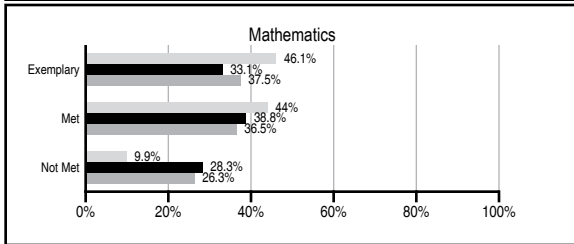
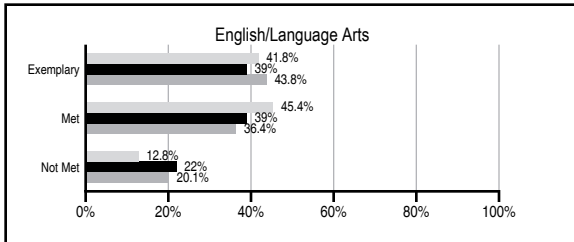
## ABSOLUTE RATINGS OF ELEMENTARY SCHOOLS WITH STUDENTS LIKE OURS\*

EXCELLENT	GOOD	AVERAGE	BELOW AVERAGE	AT-RISK
14	27	88	6	1

\* Ratings are calculated with data available by 11/07/2013. Schools with Students Like Ours are Elementary Schools with Poverty Indices of no more than 5% above or below the index for this school.

## PASS PERFORMANCE

Our School
  Elementary Schools with Students Like Ours
  Elementary schools statewide



## NAEP PERFORMANCE\*

\* Performance reported for SC and nation, data not available at school level. Percentages at NAEP Achievement Levels.



## SC PERFORMANCE VISION

*By 2020 all students will graduate with the knowledge and skills necessary to compete successfully in the global economy, participate in a democratic society and contribute positively as members of families and communities.*

### Abbreviations Key

N/A Not Applicable N/AV Not Available N/C Not Collected N/R Not Reported I/S Insufficient Sample TBD To be determined

# Pleasant Hill Elementary School [Georgetown County]

## SCHOOL PROFILE

	Our School	Change from Last Year	Elementary Schools with Students Like Ours	Median Elementary School
<b>Students (n=324)</b>				
Retention rate	1.0%	Down from 2.9%	1.1%	0.9%
Attendance rate	95.8%	Down from 96.1%	96.0%	96.3%
Served by gifted and talented program	9.2%	N/A	5.9%	7.2%
With disabilities	8.9%	N/A	14.0%	12.4%
Older than usual for grade	2.0%	N/A	2.4%	1.9%
Out-of-school suspensions or expulsions for violent and/or criminal offenses	0.0%	No Change	0.0%	0.0%
<b>Teachers (n=28)</b>				
Teachers with advanced degrees	71.4%	Up from 61.5%	61.1%	62.5%
Continuing contract teachers	89.3%	Up from 84.6%	83.8%	83.3%
Teachers returning from previous year	90.9%	Up from 88.7%	88.5%	88.3%
Teacher attendance rate	95.4%	Up from 94.8%	94.7%	95.0%
Average teacher salary*	\$51,474	Up 4.9%	\$47,852	\$48,193
Classes not taught by highly qualified teachers	0.0%	No Change	0.0%	0.0%
Professional development days/teacher	16.0 days	Up from 13.2 days	11.4 days	11.0 days
<b>School</b>				
Principal's years at school	8.0	Up from 7.0	4.0	4.0
Student-teacher ratio in core subjects	15.9 to 1	Up from 14.7 to 1	19.9 to 1	20.1 to 1
Prime instructional time	89.9%	Down from 90.6%	89.6%	90.0%
Opportunities in the arts	Good	No Change	Good	Good
SACS accreditation	Yes	No Change	Yes	Yes
Parents attending conferences	99.8%	Down from 100.0%	100.0%	100.0%
Character development program	Good	Down from Excellent	Excellent	Excellent
Dollars spent per pupil**	\$9,878	Up 1.0%	\$7,378	\$7,364
Percent of expenditures for instruction**	57.0%	Down from 57.3%	68.0%	68.0%
Percent of expenditures for teacher salaries**	56.0%	Up from 54.2%	65.0%	66.0%
ESEA composite index score	95.9	Down from 96.2	84.5	88.0

\* Length of contract = 185+ days.

\*\* Prior year audited financial data available.

## EVALUATION RESULTS

	Teachers	Students*	Parents*
Number of surveys returned	23	52	50
Percent satisfied with learning environment	100%	100%	94%
Percent satisfied with social and physical environment	100%	96.2%	92%
Percent satisfied with school-home relations	95.7%	96.2%	88%

\*Only students at the highest elementary school grade level at this school and their parents were included.

Comprehensive detail, including definitions of ratings, performance criteria, and explanations of status, is available on [www.ed.sc.gov](http://www.ed.sc.gov) and [www.eoc.sc.gov](http://www.eoc.sc.gov) as well as school and school district websites.

Printed versions are available from school districts upon request.

## REPORT OF PRINCIPAL AND SCHOOL IMPROVEMENT COUNCIL

Report of Principal and School Improvement Council...

Pleasant Hill Elementary School provides a quality educational environment to develop competent, confident, and responsible students. Our staff has worked cooperatively with students, parents, and community members to offer a safe clean campus, modern facilities, a challenging curriculum, quality instruction, current technologies, and effective communications. Consequently, our students experience great academic and personal growth, and our school remains a source of pride for the entire community.

Academic achievement remains a top priority. We are diligent to ensure that students are taught all South Carolina learning standards. The balanced literacy concept guides instruction in the area of reading and language arts, encompassing shared reading, guided reading, independent reading, teacher read alouds, and writing. The Everyday Math program connects the real world to mathematical concepts and skills, incorporating games and other interactive activities. Teachers incorporate hands-on learning activities across all content areas to establish real life connections to learning. We host a science fair and provide science kits to immerse students in scientific inquiry and investigation. A wide variety of technology based resources supplement instruction in social studies. Our students and staff participate in a district technology fair. Monthly constructed response writings and daily non-fiction writing in all contents allow our students to develop written expression.

Much emphasis is placed on meeting individual student needs. Running records and MAP (Measures of Academic Progress) assessments allow teachers to identify and target instructional needs. Administrators and teachers work collaboratively to review student data during quarterly Data Review Days. Students requiring additional academic assistance in grades K-5 receive classroom interventions and/or tutoring services from highly qualified teachers.

We utilize technology in all classrooms by providing interactive white boards, portable computer carts, and two computer labs. Teachers participate in technology training during planning and after school hours. Training includes Promethean applications, web-site construction, and web-based instructional tools. Because students must be equipped to function in the twenty-first century, we envision an expanding roll in the use of instructional technologies.

Many of our students have talents in the areas of art, music, and physical education. We encourage students' best effort in every endeavor. Enrichment classes are provided to students in grades K-5 to assist in developing these talents. We have increased the amount of time spent in physical education, art, and music. Guidance and media classes are also provided to students

We will continue our mission, providing educational programs that require students to meet high academic standards and preparing students to be responsible citizens and lifelong learners.

W. Teddy Graham, Principal  
Sonya Marsh, SIC Chairperson

### Abbreviations Key

N/A Not Applicable N/AV Not Available N/C Not Collected N/R Not Reported I/S Insufficient Sample TBD To be determined  
NI Newly Identified CSI Continuing School Improvement CA Corrective Action RP Plan to Restructure R Restructure DELAY School Improvement Status HOLD School Improvement Status