



SC Annual School Report Card Summary

Brown's Ferry Elementary School
Georgetown County
Grades: PK-5 Enrollment: 156
Principal: Bethany Giles-Burgess
Superintendent: Dr. H. Randall Dozier
Board Chair: Mr. Jim Dumm

PERFORMANCE

Comprehensive detail, including definitions of ratings, performance criteria, and explanations of status, is available on www.ed.sc.gov and www.eoc.sc.gov as well as school and school district websites. Printed versions are available from school districts upon request.

YEAR	ABSOLUTE RATING	GROWTH RATING	PALMETTO GOLD AND SILVER AWARD		ESEA/FEDERAL ACCOUNTABILITY RATING SYSTEM	
			General Performance	Closing the Gap	ESEA Grade	Accountability Indicator
2013	Below Average	Average	TBD	TBD	F	N/A
2012	Average	Average	N/A	N/A	B	N/A
2011	Below Average	Below Average	N/A	N/A	Not Met	N/A

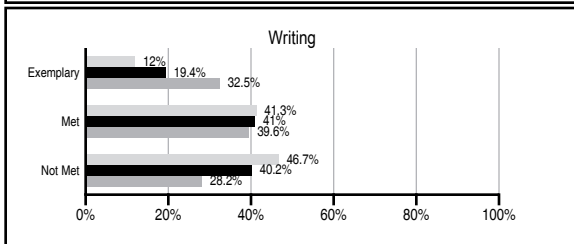
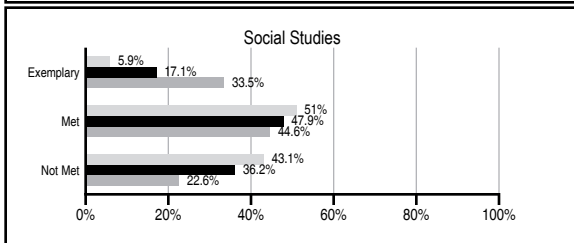
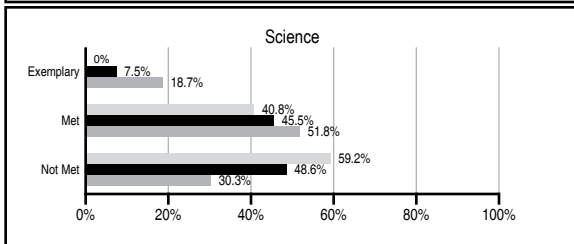
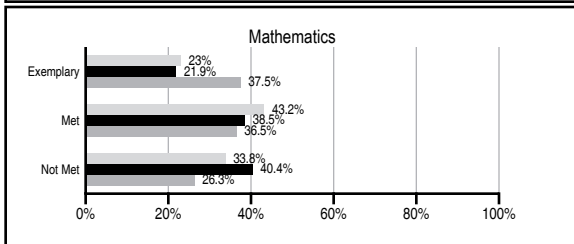
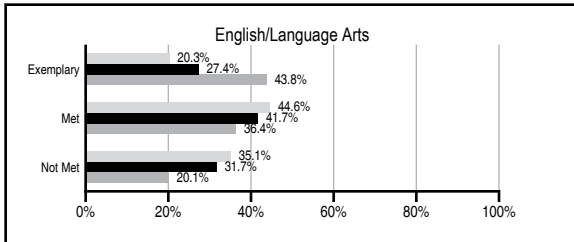
ABSOLUTE RATINGS OF ELEMENTARY SCHOOLS WITH STUDENTS LIKE OURS*

EXCELLENT	GOOD	AVERAGE	BELOW AVERAGE	AT-RISK
0	10	87	43	15

* Ratings are calculated with data available by 11/07/2013. Schools with Students Like Ours are Elementary Schools with Poverty Indices of no more than 5% above or below the index for this school.

PASS PERFORMANCE

Our School
 Elementary Schools with Students Like Ours
 Elementary schools statewide



NAEP PERFORMANCE*

* Performance reported for SC and nation, data not available at school level. Percentages at NAEP Achievement Levels.



SC PERFORMANCE VISION

By 2020 all students will graduate with the knowledge and skills necessary to compete successfully in the global economy, participate in a democratic society and contribute positively as members of families and communities.

Abbreviations Key

N/A Not Applicable N/AV Not Available N/C Not Collected N/R Not Reported I/S Insufficient Sample TBD To be determined

Brown's Ferry Elementary School [Georgetown County]

SCHOOL PROFILE

	Our School	Change from Last Year	Elementary Schools with Students Like Ours	Median Elementary School
Students (n=156)				
Retention rate	0.0%	Down from 1.9%	1.1%	0.9%
Attendance rate	95.5%	Down from 95.8%	96.0%	96.3%
Served by gifted and talented program	1.8%	N/A	2.6%	7.2%
With disabilities	12.4%	N/A	13.4%	12.4%
Older than usual for grade	1.8%	N/A	3.0%	1.9%
Out-of-school suspensions or expulsions for violent and/or criminal offenses	0.0%	No Change	0.0%	0.0%
Teachers (n=18)				
Teachers with advanced degrees	61.1%	Down from 64.7%	59.6%	62.5%
Continuing contract teachers	61.1%	Down from 76.5%	74.3%	83.3%
Teachers returning from previous year	76.2%	Down from 82.4%	84.6%	88.3%
Teacher attendance rate	97.5%	Down from 97.7%	94.9%	95.0%
Average teacher salary*	\$46,003	Down 4.2%	\$45,979	\$48,193
Classes not taught by highly qualified teachers	7.1%	Up from 0.0%	0.0%	0.0%
Professional development days/teacher	11.9 days	Up from 9.4 days	10.4 days	11.0 days
School				
Principal's years at school	5.0	Up from 4.0	3.8	4.0
Student-teacher ratio in core subjects	16.6 to 1	Up from 15.2 to 1	17.8 to 1	20.1 to 1
Prime instructional time	92.2%	Down from 93.1%	89.6%	90.0%
Opportunities in the arts	Good	No Change	Good	Good
SACS accreditation	Yes	No Change	Yes	Yes
Parents attending conferences	100.0%	No Change	100.0%	100.0%
Character development program	Good	Down from Excellent	Excellent	Excellent
Dollars spent per pupil**	\$11,440	Up 5.6%	\$8,398	\$7,364
Percent of expenditures for instruction**	54.0%	Down from 56.0%	66.0%	68.0%
Percent of expenditures for teacher salaries**	52.0%	Down from 54.3%	63.0%	66.0%
ESEA composite index score	37.2	Down from 85.9	69.1	88.0

* Length of contract = 185+ days.

** Prior year audited financial data available.

EVALUATION RESULTS

	Teachers	Students*	Parents*
Number of surveys returned	12	21	16
Percent satisfied with learning environment	75%	90.5%	93.8%
Percent satisfied with social and physical environment	83.3%	80.9%	93.8%
Percent satisfied with school-home relations	80%	85.7%	93.8%

*Only students at the highest elementary school grade level at this school and their parents were included.

REPORT OF PRINCIPAL AND SCHOOL IMPROVEMENT COUNCIL

Brown's Ferry Elementary School is a small neighborhood school rich in tradition and heritage. Brown's Ferry's mission is to prepare and challenge our students to succeed as independent learners in today's society. The Brown's Ferry community, staff, and students are proud of their accomplishments and are committed to the belief that all children can be successful in school.

Brown's Ferry's goal is to ensure that students demonstrate competency in the core academic areas and exhibit the qualities of respectful, responsible, and productive members of society. Academic excellence and student engagement continue to be the focus of Brown's Ferry Elementary School. MAP, standardized test results, computer assisted instruction results, and running records are some of the information used to provide targeted instruction for individual students. In addition, remediation and enrichment are provided through use of a daily morning intervention block, flexible grouping, and focus groups.

During the 2012-13 school year, our teachers participated in district-wide collaboration sessions, vertical planning at the school level, and other professional development specific to teacher needs. Our teachers study areas of need and interest and collaborate effectively with their colleagues. We will continue to assess our strengths and weaknesses for school improvement. Brown's Ferry will also set new goals for improved student performance and focus attention on student achievement, teacher quality, parental involvement, and character education.

While academics are our focus, special programs and initiatives beyond the classroom are available through other avenues such as art contests, music programs, Special Olympics and the community recreation department's sports programs. Character education is an important part of our school with administrators and teachers emphasizing the school's expectations daily. Students are recognized for their efforts, excellence, and positive behavior.

A dedicated and involved PTO and SIC continue to provide leadership and vision in the quest for excellence at our school. With the assistance of the PTO and SIC, our school community has the opportunity to participate in Family Curriculum Nights, Title I Parenting programs, Holiday programs, and other activities/events.

As we move forward, the school and community remain committed to the success of all students served at Brown's Ferry. We truly have a special school environment as the result of home, school, and community "Working in Harmony."

Karen Simmons, SIC Chairperson
Bethany Giles-Burgess, Principal

Comprehensive detail, including definitions of ratings, performance criteria, and explanations of status, is available on www.ed.sc.gov and www.eoc.sc.gov as well as school and school district websites.

Printed versions are available from school districts upon request.

Abbreviations Key

N/A Not Applicable N/AV Not Available N/C Not Collected N/R Not Reported I/S Insufficient Sample TBD To be determined
NI Newly Identified CSI Continuing School Improvement CA Corrective Action RP Plan to Restructure R Restructure DELAY School Improvement Status HOLD School Improvement Status