



SC Annual School Report Card Summary

Johnsonville Elementary School
 Florence 5
 Grades: PK-4 Enrollment: 533
 Principal: Dayne N. Coker
 Superintendent: Robert R. Smiley
 Board Chair: Chris Marsh

PERFORMANCE

Comprehensive detail, including definitions of ratings, performance criteria, and explanations of status, is available on www.ed.sc.gov and www.eoc.sc.gov as well as school and school district websites. Printed versions are available from school districts upon request.

YEAR	ABSOLUTE RATING	GROWTH RATING	PALMETTO GOLD AND SILVER AWARD		ESEA/FEDERAL ACCOUNTABILITY RATING SYSTEM	
			General Performance	Closing the Gap	ESEA Grade	Accountability Indicator
2013	Average	At-Risk	TBD	TBD	C	N/A
2012	Average	Average	N/A	N/A	B	Reward
2011	Average	Average	N/A	N/A	Not Met	CA

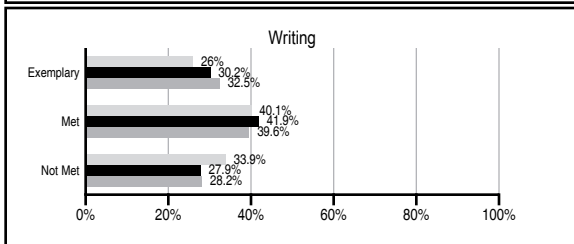
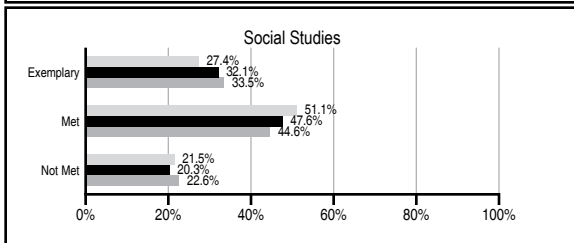
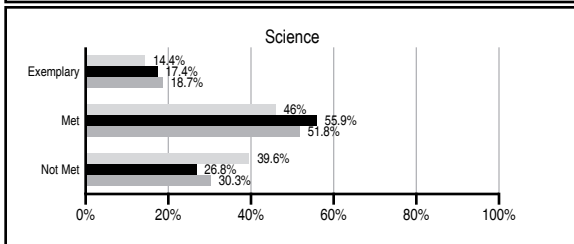
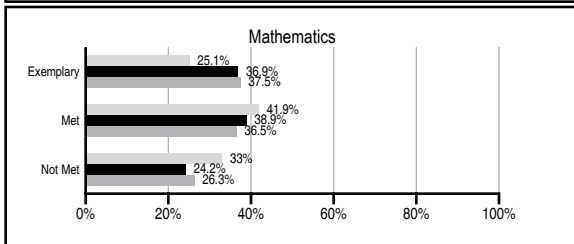
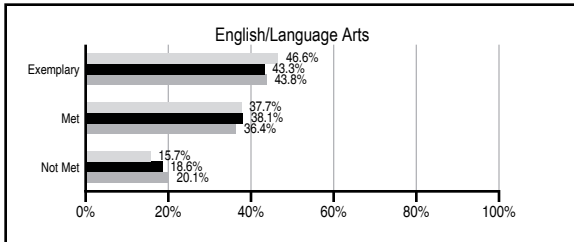
ABSOLUTE RATINGS OF ELEMENTARY SCHOOLS WITH STUDENTS LIKE OURS*

EXCELLENT	GOOD	AVERAGE	BELOW AVERAGE	AT-RISK
16	48	53	1	0

* Ratings are calculated with data available by 11/07/2013. Schools with Students Like Ours are Elementary Schools with Poverty Indices of no more than 5% above or below the index for this school.

PASS PERFORMANCE

Our School
 Elementary Schools with Students Like Ours
 Elementary schools statewide



NAEP PERFORMANCE*

* Performance reported for SC and nation, data not available at school level. Percentages at NAEP Achievement Levels.



SC PERFORMANCE VISION

By 2020 all students will graduate with the knowledge and skills necessary to compete successfully in the global economy, participate in a democratic society and contribute positively as members of families and communities.

Abbreviations Key

N/A Not Applicable N/AV Not Available N/C Not Collected N/R Not Reported I/S Insufficient Sample TBD To be determined

Johnsonville Elementary School [Florence 5]

SCHOOL PROFILE

	Our School	Change from Last Year	Elementary Schools with Students Like Ours	Median Elementary School
Students (n=533)				
Retention rate	4.8%	Down from 5.5%	1.2%	0.9%
Attendance rate	95.6%	Down from 95.7%	96.2%	96.3%
Served by gifted and talented program	5.9%	N/A	7.4%	7.2%
With disabilities	25.1%	N/A	13.9%	12.4%
Older than usual for grade	4.6%	N/A	2.3%	1.9%
Out-of-school suspensions or expulsions for violent and/or criminal offenses	0.0%	No Change	0.0%	0.0%
Teachers (n=37)				
Teachers with advanced degrees	56.8%	Down from 62.2%	62.5%	62.5%
Continuing contract teachers	97.3%	No Change	85.7%	83.3%
Teachers returning from previous year	94.0%	Down from 95.8%	89.6%	88.3%
Teacher attendance rate	94.3%	Down from 94.9%	94.7%	95.0%
Average teacher salary*	\$49,285	Up 5.0%	\$48,795	\$48,193
Classes not taught by highly qualified teachers	0.0%	No Change	0.0%	0.0%
Professional development days/teacher	8.8 days	Down from 10.6 days	11.2 days	11.0 days
School				
Principal's years at school	10.0	Up from 9.0	5.0	4.0
Student-teacher ratio in core subjects	20.1 to 1	Up from 19.2 to 1	20.1 to 1	20.1 to 1
Prime instructional time	88.9%	No Change	89.8%	90.0%
Opportunities in the arts	Good	No Change	Good	Good
SACS accreditation	No	No Change	Yes	Yes
Parents attending conferences	100.0%	No Change	100.0%	100.0%
Character development program	Good	No Change	Excellent	Excellent
Dollars spent per pupil**	\$8,050	Up 6.5%	\$7,297	\$7,364
Percent of expenditures for instruction**	66.0%	Down from 66.2%	68.0%	68.0%
Percent of expenditures for teacher salaries**	65.0%	Up from 64.7%	66.0%	66.0%
ESEA composite index score	74.9	Down from 82.9	88.5	88.0

* Length of contract = 185+ days.

** Prior year audited financial data available.

EVALUATION RESULTS

	Teachers	Students*	Parents*
Number of surveys returned	32	80	60
Percent satisfied with learning environment	100%	92.5%	98.3%
Percent satisfied with social and physical environment	100%	91.3%	96.6%
Percent satisfied with school-home relations	96.9%	94.9%	96.6%

*Only students at the highest elementary school grade level at this school and their parents were included.

REPORT OF PRINCIPAL AND SCHOOL IMPROVEMENT COUNCIL

Johnsonville Elementary School had a fulfilling 2012/2013 school year.

Our students continue to excel each and every year. The Duke University Talent Search recognized 22 students this past year for their academic excellence. The SC Elementary Honors Choir was represented by three fourth graders this year for their artistic talents. Excellence continues with our students through their character building activities throughout the year. Our "Sparks" worked hard in helping with causes such as St. Jude's Children's Hospital, Johnsonville Fire Department, food drives for Caring and Sharing, and clothes drives. The generosity of our students and community has been phenomenal.

Excellence is also noted in the accomplishments of our teachers. Two teachers received their recertification for National Board Certification. Another teacher is presiding vice president of SC2 and represented the east region at the National Science Conference. Our teachers have been working diligently with Core Curriculum through our teacher inservices – "Mission:Possible" is our theme.

Without the support of a great community, parents, and volunteers, Johnsonville Elementary would not excel as it does. A sound curriculum, an outstanding faculty and staff, and an exceptional student body all aid in making JES the great school that it is.

Dayne N. Coker, Principal
Marcia Pittman, SIC Chairperson

Comprehensive detail, including definitions of ratings, performance criteria, and explanations of status, is available on www.ed.sc.gov and www.eoc.sc.gov as well as school and school district websites.

Printed versions are available from school districts upon request.

Abbreviations Key

N/A Not Applicable N/AV Not Available N/C Not Collected N/R Not Reported I/S Insufficient Sample TBD To be determined
NI Newly Identified CSI Continuing School Improvement CA Corrective Action RP Plan to Restructure R Restructure DELAY School Improvement Status HOLD School Improvement Status