



# SC Annual School Report Card Summary

Scranton Elementary School  
 Florence 3  
 Grades: PK-5 Enrollment: 391  
 Principal: Darlene Matthews  
 Superintendent: Dr. V. Keith Callicutt  
 Board Chair: Dr. Julia Mims

## PERFORMANCE

Comprehensive detail, including definitions of ratings, performance criteria, and explanations of status, is available on [www.ed.sc.gov](http://www.ed.sc.gov) and [www.eoc.sc.gov](http://www.eoc.sc.gov) as well as school and school district websites. Printed versions are available from school districts upon request.

YEAR	ABSOLUTE RATING	GROWTH RATING	PALMETTO GOLD AND SILVER AWARD		ESEA/FEDERAL ACCOUNTABILITY RATING SYSTEM	
			General Performance	Closing the Gap	ESEA Grade	Accountability Indicator
2013	Average	Below Average	TBD	TBD	D	N/A
2012	Average	Average	N/A	N/A	B	N/A
2011	Average	Below Average	N/A	N/A	Not Met	N/A

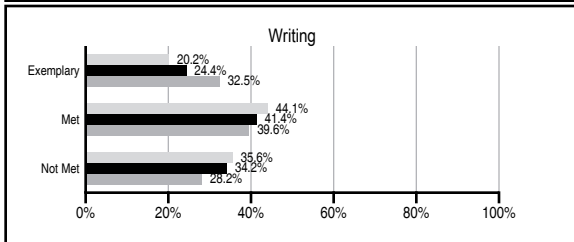
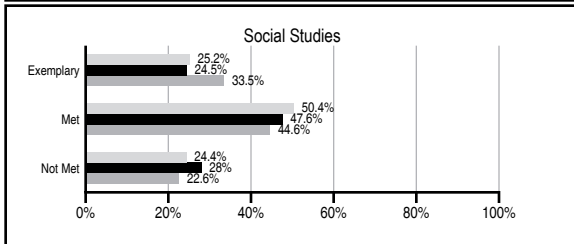
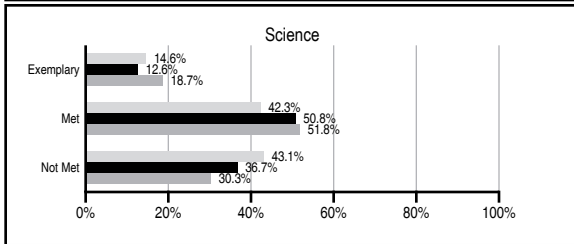
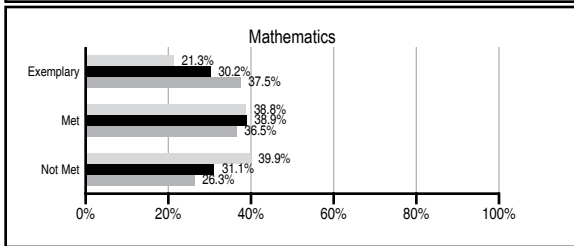
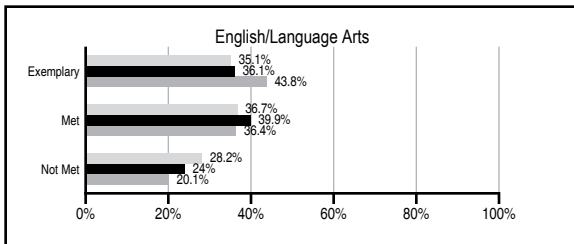
## ABSOLUTE RATINGS OF ELEMENTARY SCHOOLS WITH STUDENTS LIKE OURS\*

EXCELLENT	GOOD	AVERAGE	BELOW AVERAGE	AT-RISK
10	19	94	14	1

\* Ratings are calculated with data available by 11/07/2013. Schools with Students Like Ours are Elementary Schools with Poverty Indices of no more than 5% above or below the index for this school.

## PASS PERFORMANCE

Our School  
 Elementary Schools with Students Like Ours  
 Elementary schools statewide



## NAEP PERFORMANCE\*

\* Performance reported for SC and nation, data not available at school level. Percentages at NAEP Achievement Levels.



## SC PERFORMANCE VISION

*By 2020 all students will graduate with the knowledge and skills necessary to compete successfully in the global economy, participate in a democratic society and contribute positively as members of families and communities.*

### Abbreviations Key

N/A Not Applicable N/AV Not Available N/C Not Collected N/R Not Reported I/S Insufficient Sample TBD To be determined

# Scranton Elementary School [Florence 3]

## SCHOOL PROFILE

	Our School	Change from Last Year	Elementary Schools with Students Like Ours	Median Elementary School
<b>Students (n=391)</b>				
Retention rate	3.9%	Up from 2.7%	1.2%	0.9%
Attendance rate	95.8%	Down from 95.9%	96.0%	96.3%
Served by gifted and talented program	4.9%	N/A	4.9%	7.2%
With disabilities	17.9%	N/A	14.1%	12.4%
Older than usual for grade	4.2%	N/A	2.6%	1.9%
Out-of-school suspensions or expulsions for violent and/or criminal offenses	0.0%	No Change	0.0%	0.0%
<b>Teachers (n=28)</b>				
Teachers with advanced degrees	32.1%	Down from 34.6%	60.9%	62.5%
Continuing contract teachers	71.4%	Down from 84.6%	83.0%	83.3%
Teachers returning from previous year	91.9%	Down from 92.2%	87.7%	88.3%
Teacher attendance rate	95.0%	Up from 93.1%	94.7%	95.0%
Average teacher salary*	\$42,447	Down 3.5%	\$47,372	\$48,193
Classes not taught by highly qualified teachers	0.0%	No Change	0.0%	0.0%
Professional development days/teacher	7.4 days	Down from 14.6 days	10.9 days	11.0 days
<b>School</b>				
Principal's years at school	5.0	Up from 4.0	4.0	4.0
Student-teacher ratio in core subjects	20.5 to 1	Down from 22.1 to 1	19.8 to 1	20.1 to 1
Prime instructional time	90.3%	Up from 88.5%	89.5%	90.0%
Opportunities in the arts	Good	No Change	Good	Good
SACS accreditation	Yes	No Change	Yes	Yes
Parents attending conferences	100.0%	No Change	100.0%	100.0%
Character development program	Good	No Change	Excellent	Excellent
Dollars spent per pupil**	\$7,096	Down 1.5%	\$7,511	\$7,364
Percent of expenditures for instruction**	62.0%	Up from 59.6%	68.0%	68.0%
Percent of expenditures for teacher salaries**	59.0%	Up from 55.8%	65.0%	66.0%
ESEA composite index score	62.9	Down from 84.7	80.9	88.0

\* Length of contract = 185+ days.

\*\* Prior year audited financial data available.

## EVALUATION RESULTS

	Teachers	Students*	Parents*
Number of surveys returned	25	50	29
Percent satisfied with learning environment	88%	84%	96.6%
Percent satisfied with social and physical environment	100%	79.6%	96.7%
Percent satisfied with school-home relations	84.6%	76.6%	90%

\*Only students at the highest elementary school grade level at this school and their parents were included.

## REPORT OF PRINCIPAL AND SCHOOL IMPROVEMENT COUNCIL

Scranton Elementary School's students, teachers, staff, and parents had a rewarding school year. Our students were provided educational experiences through full implementation of the Common Core State Standards in K-2, a yearlong reading challenge, Door Buster Morning program, Reading Buddies, READ 180, Systems 44, and the Daily Five structure for literacy to prepare them to be college and career ready. Each individual student's needs were met through researched-based strategies, small group instruction, and benchmark testing to ensure academic growth. Technology was incorporated into lessons to enhance student learning through the use of the Classworks program, ALEX math program, Reading Courts, Fast ForWord, and classroom Promethean boards. A safe learning environment was provided that allowed all students to grow, learn, and achieve academic success.

A variety of instructional strategies were used to foster the academic success of our students. The school leadership team guided teachers as they worked in collaborative grade level and school-wide teams to analyze PASS, MAP, and benchmark data to plan instruction and assessments based on the South Carolina Standards and Common Core standards. Teachers were trained in researched based strategies during cluster meetings through the TAP program. The district Technology Coach worked with teachers once a month to increase their technology proficiency levels. Professional development book studies were held to foster literacy in K-5.

Our students were provided numerous opportunities to develop character traits through the school's character education program, which also included a bullying program lead by a fourth grade classroom of "Bully Busters". The students participated in several community service projects. These projects included Pennies for Patients, March of Dimes, the Florence County Disabilities Helping Hands Project, and Harvest Hope Food Bank. Our students took pride in helping others and were honored throughout the school year.

A strong family and community partnership was maintained throughout the school year through our Open House, Family Nights, Grandparents' Day, Doughnuts for Dads, Muffins for Moms, Fall Festival, Scranton's Celebration Day, Field Day, Author's Tea, Family Days, and the Mileage Walking Club.

Scranton Elementary School continues to work together to make a difference with all our students. As our mission states, "Educate all children by achieving academic excellence", we are partners with our district, teachers, staff, students, parents, and the community to guarantee success for all.

Darlene Matthews, Principal  
Julia Rollins, SIC Chairman

Comprehensive detail, including definitions of ratings, performance criteria, and explanations of status, is available on [www.ed.sc.gov](http://www.ed.sc.gov) and [www.eoc.sc.gov](http://www.eoc.sc.gov) as well as school and school district websites.

Printed versions are available from school districts upon request.

### Abbreviations Key

N/A Not Applicable N/AV Not Available N/C Not Collected N/R Not Reported I/S Insufficient Sample TBD To be determined

NI Newly Identified CSI Continuing School Improvement CA Corrective Action RP Plan to Restructure R Restructure DELAY School Improvement Status HOLD School Improvement Status