



# SC Annual School Report Card Summary

**Olanta Elementary**  
**Florence 3**  
**Grades: PK-5**      **Enrollment: 239**  
**Principal: Rebecca Hobbs**  
**Superintendent: Dr. V. Keith Callicutt**  
**Board Chair: Dr. Julia Mims**

## PERFORMANCE

Comprehensive detail, including definitions of ratings, performance criteria, and explanations of status, is available on [www.ed.sc.gov](http://www.ed.sc.gov) and [www.eoc.sc.gov](http://www.eoc.sc.gov) as well as school and school district websites. Printed versions are available from school districts upon request.

YEAR	ABSOLUTE RATING	GROWTH RATING	PALMETTO GOLD AND SILVER AWARD		ESEA/FEDERAL ACCOUNTABILITY RATING SYSTEM	
			General Performance	Closing the Gap	ESEA Grade	Accountability Indicator
2013	Average	Below Average	TBD	TBD	D	N/A
2012	Average	Average	N/A	N/A	B	Reward
2011	Average	Average	Silver	N/A	Not Met	N/A

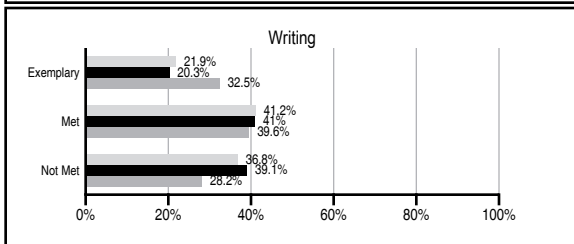
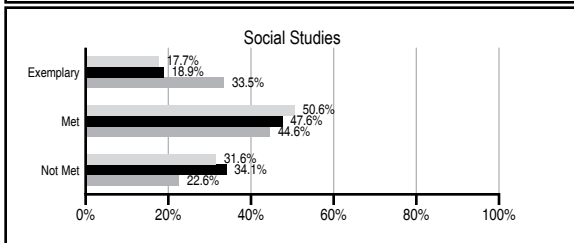
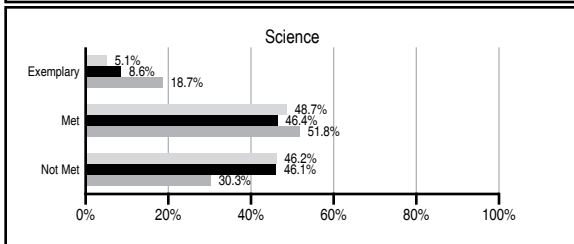
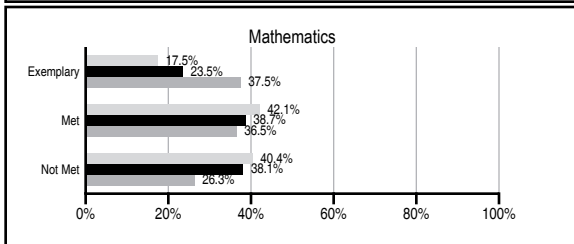
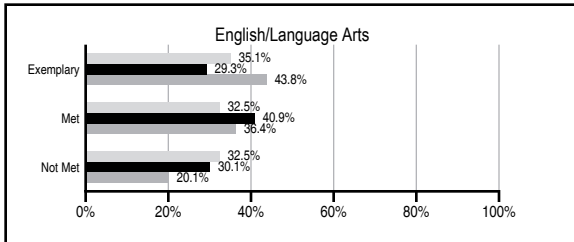
## ABSOLUTE RATINGS OF ELEMENTARY SCHOOLS WITH STUDENTS LIKE OURS\*

EXCELLENT	GOOD	AVERAGE	BELOW AVERAGE	AT-RISK
3	15	117	47	14

\* Ratings are calculated with data available by 11/07/2013. Schools with Students Like Ours are Elementary Schools with Poverty Indices of no more than 5% above or below the index for this school.

## PASS PERFORMANCE

Our School     
  Elementary Schools with Students Like Ours     
  Elementary schools statewide



## NAEP PERFORMANCE\*

\* Performance reported for SC and nation, data not available at school level. Percentages at NAEP Achievement Levels.



## SC PERFORMANCE VISION

*By 2020 all students will graduate with the knowledge and skills necessary to compete successfully in the global economy, participate in a democratic society and contribute positively as members of families and communities.*

### Abbreviations Key

N/A Not Applicable N/AV Not Available N/C Not Collected N/R Not Reported I/S Insufficient Sample TBD To be determined

# Olanta Elementary [Florence 3]

## SCHOOL PROFILE

	Our School	Change from Last Year	Elementary Schools with Students Like Ours	Median Elementary School
<b>Students (n=239)</b>				
Retention rate	2.1%	Down from 3.0%	1.2%	0.9%
Attendance rate	95.1%	Down from 95.5%	95.9%	96.3%
Served by gifted and talented program	5.4%	N/A	3.0%	7.2%
With disabilities	17.8%	N/A	13.4%	12.4%
Older than usual for grade	5.0%	N/A	2.8%	1.9%
Out-of-school suspensions or expulsions for violent and/or criminal offenses	0.0%	No Change	0.0%	0.0%
<b>Teachers (n=16)</b>				
Teachers with advanced degrees	43.8%	Up from 35.3%	60.5%	62.5%
Continuing contract teachers	68.8%	Down from 76.5%	77.2%	83.3%
Teachers returning from previous year	85.1%	Up from 79.0%	84.9%	88.3%
Teacher attendance rate	93.9%	Down from 96.1%	94.9%	95.0%
Average teacher salary*	\$42,008	Up 5.7%	\$46,225	\$48,193
Classes not taught by highly qualified teachers	0.0%	No Change	0.0%	0.0%
Professional development days/teacher	9.5 days	Down from 11.0 days	10.4 days	11.0 days
<b>School</b>				
Principal's years at school	7.0	Up from 6.0	4.0	4.0
Student-teacher ratio in core subjects	18.6 to 1	Up from 17.2 to 1	18.2 to 1	20.1 to 1
Prime instructional time	88.7%	Down from 91.0%	89.5%	90.0%
Opportunities in the arts	Good	No Change	Good	Good
SACS accreditation	Yes	No Change	Yes	Yes
Parents attending conferences	100.0%	No Change	100.0%	100.0%
Character development program	Good	Down from Excellent	Excellent	Excellent
Dollars spent per pupil**	\$8,994	Up 6.2%	\$8,127	\$7,364
Percent of expenditures for instruction**	58.0%	Up from 57.2%	68.0%	68.0%
Percent of expenditures for teacher salaries**	48.0%	Down from 52.0%	64.0%	66.0%
ESEA composite index score	61.7	Down from 88.3	72.9	88.0

\* Length of contract = 185+ days.

\*\* Prior year audited financial data available.

## EVALUATION RESULTS

	Teachers	Students*	Parents*
Number of surveys returned	17	29	16
Percent satisfied with learning environment	100%	100%	87.5%
Percent satisfied with social and physical environment	100%	93.1%	93.8%
Percent satisfied with school-home relations	100%	96.6%	93.8%

\*Only students at the highest elementary school grade level at this school and their parents were included.

## REPORT OF PRINCIPAL AND SCHOOL IMPROVEMENT COUNCIL

Olanta Elementary School serves students in grades pre-K through fifth grade. We offer a positive learning environment where our students feel safe, loved, and nurtured as they grow and learn. Our staff works hard to provide the best education possible while addressing the individual needs of each and every child. Through the hard work of our teachers, students, and stakeholders, our test scores continue to hold strong in ELA, Writing, and Social Studies, with continued improvements in Math and Science. Based on the 2012 ESEA Accountability waiver, Olanta Elementary School received a report card rating of "B" with a score of 88.3.

As we work hard to prepare our students for the future, we will continue to implement the TAP program using common core standards as our guide. We will also be focusing on Project Based Learning, High Progress Literacy Classrooms, and hands-on learning in math and science. We will expand our use of MAP testing as well as district benchmark testing as diagnostic tools to enhance our instructional programs.

In addition to our strong focus on academics, our staff also works hard to implement a strong character education program with emphasis on community involvement. Our students and staff have had many opportunities this year to participate and be involved in community activities such as Relay for Life, Lowcountry Food Bank drive, our giving tree for Florence County Disabilities, and Jump Rope for Heart. During the past year, our community partnerships have strengthened with increased collaboration and participation. Our efforts of collaboration include working with the Lion's Club of South Carolina and their mobile health screening in order to screen all of our students, and various programs held throughout the year at the Olanta branch of the Florence County Library.

We encourage our parents to visit the school with numerous scheduled events. This year, our parents and members of the community turned out in full force for activities such as Grits for Grandfriends, Muffins for Mom, Pastries for Pop, Black History Celebration, Mind Your Manners Luncheon, and Homemade Holidays. As always, our Homemade Holidays event was enjoyed by all as parents and students came out to make ornaments, sing carols, and enjoy hot chocolate and cookies.

We are so very thankful for the increased support we continue to receive every year. It truly has been a great year full of love and learning at OES and we look forward to the coming year knowing that our children will continue to learn, thrive, and grow.

Becky Hobbs – Principal  
Dianne McKenzie – School Improvement Chair

Comprehensive detail, including definitions of ratings, performance criteria, and explanations of status, is available on [www.ed.sc.gov](http://www.ed.sc.gov) and [www.eoc.sc.gov](http://www.eoc.sc.gov) as well as school and school district websites.

Printed versions are available from school districts upon request.

### Abbreviations Key

N/A Not Applicable N/AV Not Available N/C Not Collected N/R Not Reported I/S Insufficient Sample TBD To be determined  
NI Newly Identified CSI Continuing School Improvement CA Corrective Action RP Plan to Restructure R Restructure DELAY School Improvement Status HOLD School Improvement Status