



# SC Annual School Report Card Summary

Hannah-Pamplico Elementary/Middle School  
 Florence 2  
 Grades: K-8 Enrollment: 818  
 Principal: Debbie M. Carter  
 Superintendent: Robert E. Sullivan Jr.  
 Board Chair: Mr. Raleigh O. Ward, Jr.

## PERFORMANCE

Comprehensive detail, including definitions of ratings, performance criteria, and explanations of status, is available on [www.ed.sc.gov](http://www.ed.sc.gov) and [www.eoc.sc.gov](http://www.eoc.sc.gov) as well as school and school district websites. Printed versions are available from school districts upon request.

YEAR	ABSOLUTE RATING	GROWTH RATING	PALMETTO GOLD AND SILVER AWARD		ESEA/FEDERAL ACCOUNTABILITY RATING SYSTEM	
			General Performance	Closing the Gap	ESEA Grade	Accountability Indicator
2013	Average	Average	TBD	TBD	B	N/A
2012	Average	Good	Silver	N/A	C	N/A
2011	Average	Good	Silver	N/A	Not Met	N/A

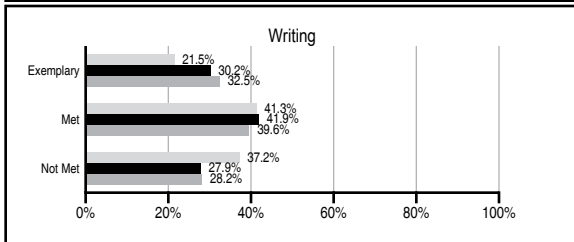
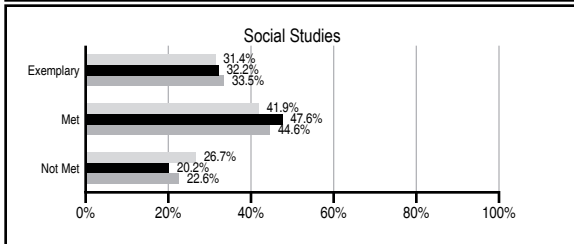
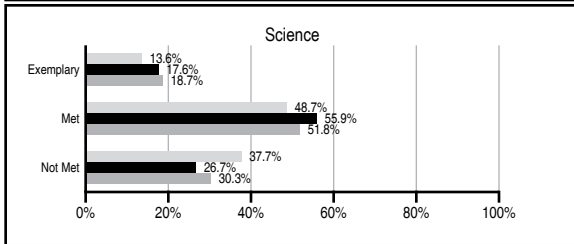
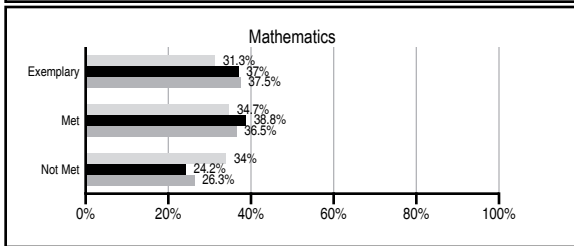
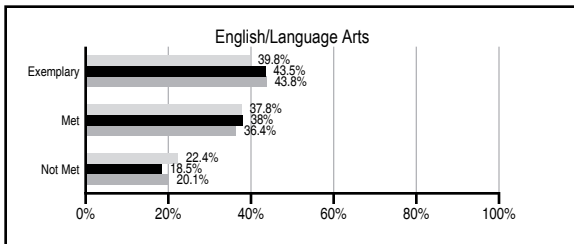
## ABSOLUTE RATINGS OF ELEMENTARY SCHOOLS WITH STUDENTS LIKE OURS\*

EXCELLENT	GOOD	AVERAGE	BELOW AVERAGE	AT-RISK
17	46	53	1	0

\* Ratings are calculated with data available by 11/07/2013. Schools with Students Like Ours are Elementary Schools with Poverty Indices of no more than 5% above or below the index for this school.

## PASS PERFORMANCE

Our School
  Elementary Schools with Students Like Ours
  Elementary schools statewide



## NAEP PERFORMANCE\*

\* Performance reported for SC and nation, data not available at school level. Percentages at NAEP Achievement Levels.



## SC PERFORMANCE VISION

*By 2020 all students will graduate with the knowledge and skills necessary to compete successfully in the global economy, participate in a democratic society and contribute positively as members of families and communities.*

### Abbreviations Key

N/A Not Applicable N/AV Not Available N/C Not Collected N/R Not Reported I/S Insufficient Sample TBD To be determined

# Hannah-Pamplico Elementary/Middle School [Florence

## SCHOOL PROFILE

	Our School	Change from Last Year	Elementary Schools with Students Like Ours	Median Elementary School
<b>Students (n=818)</b>				
Retention rate	3.0%	Up from 2.4%	1.3%	0.9%
Attendance rate	95.4%	Down from 95.9%	96.2%	96.3%
Served by gifted and talented program	4.4%	N/A	7.2%	7.2%
With disabilities	19.0%	N/A	13.8%	12.4%
Older than usual for grade	5.6%	N/A	2.3%	1.9%
Out-of-school suspensions or expulsions for violent and/or criminal offenses	4.6%	Up from 1.5%	0.0%	0.0%
<b>Teachers (n=48)</b>				
Teachers with advanced degrees	58.3%	Down from 63.8%	62.4%	62.5%
Continuing contract teachers	79.2%	Down from 95.7%	85.7%	83.3%
Teachers returning from previous year	90.0%	Down from 91.8%	89.5%	88.3%
Teacher attendance rate	94.5%	Up from 92.6%	94.7%	95.0%
Average teacher salary*	\$42,788	Down 1.5%	\$48,768	\$48,193
Classes not taught by highly qualified teachers	24.4%	Up from 21.2%	0.0%	0.0%
Professional development days/teacher	7.6 days	No Change	11.1 days	11.0 days
<b>School</b>				
Principal's years at school	7.0	Up from 6.0	5.0	4.0
Student-teacher ratio in core subjects	22.6 to 1	Up from 22.4 to 1	20.1 to 1	20.1 to 1
Prime instructional time	89.5%	Up from 88.0%	89.6%	90.0%
Opportunities in the arts	Fair	Up from Poor	Good	Good
SACS accreditation	Yes	No Change	Yes	Yes
Parents attending conferences	100.0%	Up from 99.5%	100.0%	100.0%
Character development program	Average	No Change	Excellent	Excellent
Dollars spent per pupil**	\$5,356	Up 5.4%	\$7,240	\$7,364
Percent of expenditures for instruction**	69.0%	Down from 69.2%	68.0%	68.0%
Percent of expenditures for teacher salaries**	67.0%	Down from 67.4%	66.0%	66.0%
ESEA composite index score	83.4	Up from 78.6	88.3	88.0

\* Length of contract = 185+ days.

\*\* Prior year audited financial data available.

## EVALUATION RESULTS

	Teachers	Students*	Parents*
Number of surveys returned	21	82	41
Percent satisfied with learning environment	95.2%	87.8%	78.1%
Percent satisfied with social and physical environment	95%	87.6%	70.8%
Percent satisfied with school-home relations	85.7%	80.1%	71.4%

\*Only students at the highest elementary school grade level at this school and their parents were included.

## REPORT OF PRINCIPAL AND SCHOOL IMPROVEMENT COUNCIL

During 2012-13, students, staff, and parents at Hannah-Pamplico Elementary Middle focused on student achievement, professional development, and parental involvement.

HPEM received the Palmetto Silver Award for General Performance for its 2012 Report Card ratings: the elementary grades maintained an Absolute rating of Average and a Growth rating of Good and the middle grades improved to Average in both the Absolute and Growth ratings. A preliminary comparison of HPEM's 2011-2012 PASS data to 2012-2013 PASS data shows consistency in the elementary grades. Third and fourth grades maintained previous performance levels with minimal improvement in ELA and math. There was a slight drop in science scores in both grades, but there was a marked improvement in social studies, with an increase in the number of students achieving Met in fourth grade and a 10% increase in the number achieving Exemplary in grade 3. In fifth grade, there was minimal improvement in the number of students meeting proficiency in science. The middle grades as a whole showed improvement over last year. Sixth grade showed improvement in all areas tested, with at least a 15% improvement in the students meeting proficiency in ELA, math, and science. Students who participated in single-gender classes in sixth grade outperformed their co-ed counterparts in all subjects. In seventh grade, the number meeting standard in science increased by 7% and in social studies by 4% with slight increases in those scoring Exemplary. Eighth grade showed significant growth across all tested areas in number of students meeting proficiency, with a 17% increase in ELA, a 26% increase in math, a 12% increase in science, and a 15% increase in social studies.

This year HPEM continued to focus on improving student achievement levels using inquiry-based instruction, Thinking Maps, Measures of Academic Progress testing; one-to-one computing using iPods/iPads; single-gender grouping; Soar to Success, Classworks, student goal-setting, and SRA. Professional development focused on data analysis, Common Core Standards implementation, and technology integration. The sixth-eighth grade ELA teachers participated in the first year of a writing grant through the Upstate Writing Project and the National Writing Project.

Our faculty, students, and parents have made significant accomplishments this year. Faculty members continued their educations and attained advanced degrees. Four eighth graders were named SC Junior Scholars and an eighth grader won the Pee Dee Regional Spelling Bee at Francis Marion University and participated in the National Spelling Bee in Washington, D.C. Our eighth graders participated in Advanced Placement courses and B-Teams sports. All students participated in our fine arts program, including holiday productions and a Broadway, Jr., production of Annie, Jr. Some of our students participated in Special Olympics. Our elementary students continued to break their own records by passing Accelerated Reader book tests. Students and staff participated in community service activities that benefited the American Heart Association and the Humane Society. Parents, grandparents, and community members actively participated in Grandparents' Day, Field Day, Month of the Young Adolescent, Pastries for Parents, etc.

Debbie M. Carter and H. Legrande Richardson, Principals/  
Greg Poston, SIC President

Comprehensive detail, including definitions of ratings, performance criteria, and explanations of status, is available on [www.ed.sc.gov](http://www.ed.sc.gov) and [www.eoc.sc.gov](http://www.eoc.sc.gov) as well as school and school district websites.

Printed versions are available from school districts upon request.

### Abbreviations Key

N/A Not Applicable N/AV Not Available N/C Not Collected N/R Not Reported I/S Insufficient Sample TBD To be determined  
NI Newly Identified CSI Continuing School Improvement CA Corrective Action RP Plan to Restructure R Restructure DELAY School Improvement Status HOLD School Improvement Status