



SC Annual School Report Card Summary

Palmetto Youth Academy
 Florence 1
 Grades: 3-6 Enrollment: 50
 Principal: Yvonne Brown-Burgess
 Superintendent: Allie E. Brooks
 Board Chair: Porter Stewart

PERFORMANCE

Comprehensive detail, including definitions of ratings, performance criteria, and explanations of status, is available on www.ed.sc.gov and www.eoc.sc.gov as well as school and school district websites. Printed versions are available from school districts upon request.

YEAR	ABSOLUTE RATING	GROWTH RATING	PALMETTO GOLD AND SILVER AWARD		ESEA/FEDERAL ACCOUNTABILITY RATING SYSTEM	
			General Performance	Closing the Gap	ESEA Grade	Accountability Indicator
2013	Average	Average	TBD	TBD	I	N/A
2012	Below Average	Average	N/A	N/A	B	Reward
2011	Below Average	Good	N/A	N/A	Met	NI-DELAY

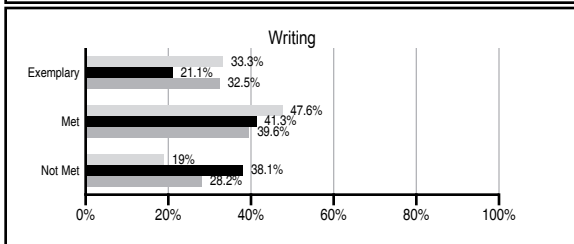
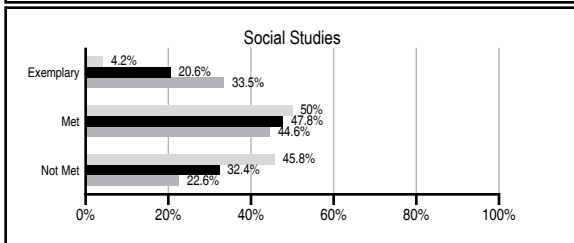
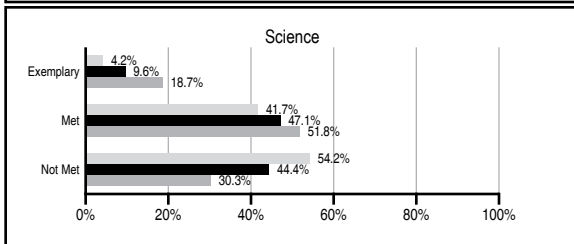
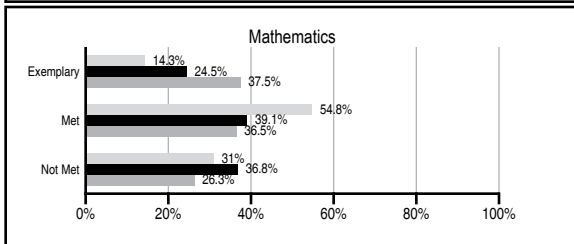
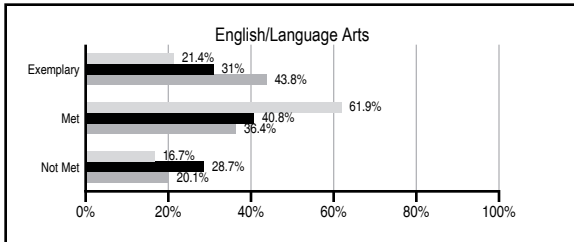
ABSOLUTE RATINGS OF ELEMENTARY SCHOOLS WITH STUDENTS LIKE OURS*

EXCELLENT	GOOD	AVERAGE	BELOW AVERAGE	AT-RISK
5	13	118	34	10

* Ratings are calculated with data available by 11/07/2013. Schools with Students Like Ours are Elementary Schools with Poverty Indices of no more than 5% above or below the index for this school.

PASS PERFORMANCE

Our School
 Elementary Schools with Students Like Ours
 Elementary schools statewide



NAEP PERFORMANCE*

* Performance reported for SC and nation, data not available at school level. Percentages at NAEP Achievement Levels.



SC PERFORMANCE VISION

By 2020 all students will graduate with the knowledge and skills necessary to compete successfully in the global economy, participate in a democratic society and contribute positively as members of families and communities.

Abbreviations Key

N/A Not Applicable N/AV Not Available N/C Not Collected N/R Not Reported I/S Insufficient Sample TBD To be determined

Palmetto Youth Academy [Florence 1]

SCHOOL PROFILE

	Our School	Change from Last Year	Elementary Schools with Students Like Ours	Median Elementary School
Students (n=50)				
Retention rate	0.0%	No Change	1.1%	0.9%
Attendance rate	99.9%	No Change	95.9%	96.3%
Served by gifted and talented program	0.0%	N/A	3.7%	7.2%
With disabilities	13.0%	N/A	13.6%	12.4%
Older than usual for grade	10.9%	N/A	2.8%	1.9%
Out-of-school suspensions or expulsions for violent and/or criminal offenses	0.0%	No Change	0.0%	0.0%
Teachers (n=3)				
Teachers with advanced degrees	N/A	N/A	60.0%	62.5%
Continuing contract teachers	N/A	N/A	79.3%	83.3%
Teachers returning from previous year	N/A	N/A	85.3%	88.3%
Teacher attendance rate	100.0%	N/R	94.8%	95.0%
Average teacher salary*	I/S	I/S	\$46,408	\$48,193
Classes not taught by highly qualified teachers	41.7%	No Change	0.0%	0.0%
Professional development days/teacher	15.8 days	Down from 18.5 days	10.9 days	11.0 days
School				
Principal's years at school	8.0	Up from 7.0	3.5	4.0
Student-teacher ratio in core subjects	10.2 to 1	N/R	18.7 to 1	20.1 to 1
Prime instructional time	99.5%	N/R	89.5%	90.0%
Opportunities in the arts	Excellent	No Change	Good	Good
SACS accreditation	Yes	No Change	Yes	Yes
Parents attending conferences	96.8%	Up from 95.5%	100.0%	100.0%
Character development program	Excellent	No Change	Excellent	Excellent
Dollars spent per pupil**	\$8,021	Down 3.6%	\$7,812	\$7,364
Percent of expenditures for instruction**	51.0%	Down from 55.0%	68.0%	68.0%
Percent of expenditures for teacher salaries**	48.0%	Up from 38.2%	65.0%	66.0%
ESEA composite index score	N/A	N/A	73.2	88.0

* Length of contract = 185+ days.

** Prior year audited financial data available.

EVALUATION RESULTS

	Teachers	Students*	Parents*
Number of surveys returned	2	16	16
Percent satisfied with learning environment	N/A	100%	100%
Percent satisfied with social and physical environment	N/A	100%	100%
Percent satisfied with school-home relations	N/A	100%	100%

*Only students at the highest elementary school grade level at this school and their parents were included.

REPORT OF PRINCIPAL AND SCHOOL IMPROVEMENT COUNCIL

It is with sincere gratitude and excitement that we, the parents, students, and staff of Palmetto Youth Academy, PYA, inform the community about our schools progress during the 2012-2013 school year and our goals for the upcoming year.

Palmetto Youth Academy is a public charter school in Florence School District One. We offer grades 3 through 6 to a maximum of 75 students. Our mission is to provide an opportunity for all students, regardless of income or ability, to reach their full potential, academically, socially, and behaviorally.

Comprehensive detail, including definitions of ratings, performance criteria, and explanations of status, is available on www.ed.sc.gov and www.eoc.sc.gov as well as school and school district websites.

Printed versions are available from school districts upon request.

Abbreviations Key

N/A Not Applicable N/AV Not Available N/C Not Collected N/R Not Reported I/S Insufficient Sample TBD To be determined

NI Newly Identified CSI Continuing School Improvement CA Corrective Action RP Plan to Restructure R Restructure DELAY School Improvement Status HOLD School Improvement Status