



SC Annual School Report Card Summary

Lucy T. Davis Elementary School
 Florence 1
 Grades: K-4 Enrollment: 436
 Principal: Sonya Graves
 Superintendent: Allie E. Brooks
 Board Chair: Porter Stewart

PERFORMANCE

Comprehensive detail, including definitions of ratings, performance criteria, and explanations of status, is available on www.ed.sc.gov and www.eoc.sc.gov as well as school and school district websites. Printed versions are available from school districts upon request.

YEAR	ABSOLUTE RATING	GROWTH RATING	PALMETTO GOLD AND SILVER AWARD		ESEA/FEDERAL ACCOUNTABILITY RATING SYSTEM	
			General Performance	Closing the Gap	ESEA Grade	Accountability Indicator
2013	Excellent	Excellent	TBD	TBD	A	N/A
2012	N/A	N/A	N/A	N/A	N/A	N/A
2011	N/A	N/A	N/A	N/A	N/A	N/A

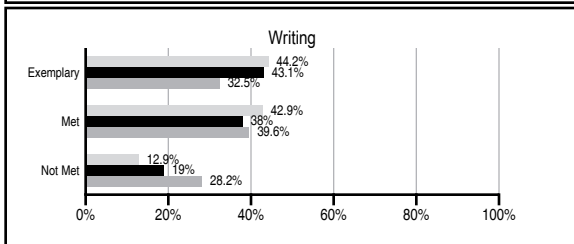
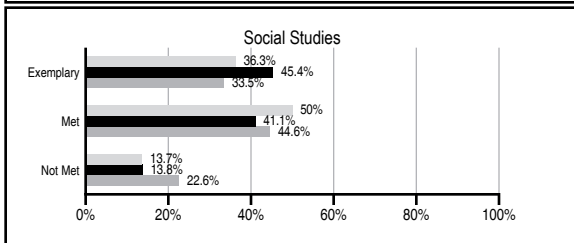
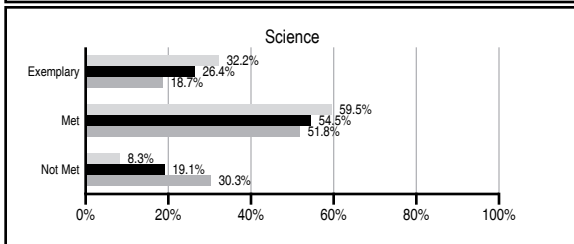
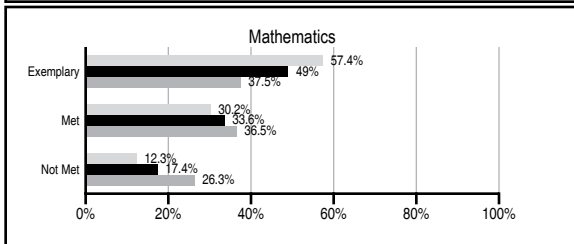
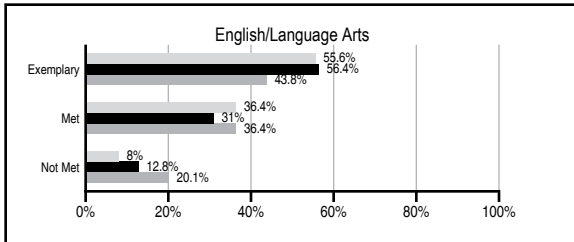
ABSOLUTE RATINGS OF ELEMENTARY SCHOOLS WITH STUDENTS LIKE OURS*

EXCELLENT	GOOD	AVERAGE	BELOW AVERAGE	AT-RISK
36	14	1	1	0

* Ratings are calculated with data available by 11/07/2013. Schools with Students Like Ours are Elementary Schools with Poverty Indices of no more than 5% above or below the index for this school.

PASS PERFORMANCE

Our School
 Elementary Schools with Students Like Ours
 Elementary schools statewide



NAEP PERFORMANCE*

* Performance reported for SC and nation, data not available at school level. Percentages at NAEP Achievement Levels.



SC PERFORMANCE VISION

By 2020 all students will graduate with the knowledge and skills necessary to compete successfully in the global economy, participate in a democratic society and contribute positively as members of families and communities.

Abbreviations Key

N/A Not Applicable N/AV Not Available N/C Not Collected N/R Not Reported I/S Insufficient Sample TBD To be determined

Lucy T. Davis Elementary School [Florence 1]

SCHOOL PROFILE

	Our School	Change from Last Year	Elementary Schools with Students Like Ours	Median Elementary School
Students (n=436)				
Retention rate	0.0%	N/A	0.7%	0.9%
Attendance rate	96.3%	N/A	96.8%	96.3%
Served by gifted and talented program	5.8%	N/A	11.6%	7.2%
With disabilities	9.4%	N/A	11.4%	12.4%
Older than usual for grade	0.9%	N/A	1.4%	1.9%
Out-of-school suspensions or expulsions for violent and/or criminal offenses	0.0%	N/R	0.0%	0.0%
Teachers (n=35)				
Teachers with advanced degrees	57.1%	N/A	64.4%	62.5%
Continuing contract teachers	85.7%	N/A	88.2%	83.3%
Teachers returning from previous year	N/A	N/A	89.6%	88.3%
Teacher attendance rate	96.8%	N/R	94.9%	95.0%
Average teacher salary*	\$43,305	I/S	\$49,382	\$48,193
Classes not taught by highly qualified teachers	12.0%	N/A	0.0%	0.0%
Professional development days/teacher	1.7 days	N/R	10.8 days	11.0 days
School				
Principal's years at school	1.0	N/R	4.0	4.0
Student-teacher ratio in core subjects	21.3 to 1	N/R	21.1 to 1	20.1 to 1
Prime instructional time	92.5%	N/R	90.4%	90.0%
Opportunities in the arts	Good	N/R	Good	Good
SACS accreditation	Yes	N/R	Yes	Yes
Parents attending conferences	100.0%	N/R	100.0%	100.0%
Character development program	Average	N/R	Excellent	Excellent
Dollars spent per pupil**	N/A	N/A	\$7,074	\$7,364
Percent of expenditures for instruction**	N/A	N/A	69.0%	68.0%
Percent of expenditures for teacher salaries**	N/A	N/A	67.0%	66.0%
ESEA composite index score	97.5	N/A	92.4	88.0

* Length of contract = 185+ days.

** Prior year audited financial data available.

EVALUATION RESULTS

	Teachers	Students*	Parents*
Number of surveys returned	30	84	64
Percent satisfied with learning environment	100%	90.5%	92.2%
Percent satisfied with social and physical environment	100%	90.7%	93.9%
Percent satisfied with school-home relations	100%	90.7%	90.7%

*Only students at the highest elementary school grade level at this school and their parents were included.

Comprehensive detail, including definitions of ratings, performance criteria, and explanations of status, is available on www.ed.sc.gov and www.eoc.sc.gov as well as school and school district websites.

Printed versions are available from school districts upon request.

REPORT OF PRINCIPAL AND SCHOOL IMPROVEMENT COUNCIL

Lucy T. Davis Elementary celebrated our grand opening during the 2012-13 school year. Our initial year has been filled with fun and engaged learning where students are encouraged to reach their greatest potential. Throughout the year, our faculty, staff, and administration maintained our mission "To Educate, Prepare, Inspire". The creative use of integrated technology into all subject area lessons afforded students with greater engagement and learning. By collaborating with teachers across all grades and curricular and fine arts areas, students have reaped the benefits of targeted, well-planned units of instruction. These collaborations were highlighted during Read Across America, Dr. Seuss Day, Owl Loot Celebrations, Jump Rope for Heart, Health Fair, Academic Night, Fall Fun Fest, Spring Explosion and Walk to School Day. Teachers use common planning time to effectively research and plan instructional units. Several programs were implemented this year to create additional opportunities for our students to be a part of the place we call home. These include Safety Patrol, Chorus, Spirit Team, pARTliament Club, Science Club, Fit 4 Kids, Game Wizards, Techno Pros, Good News Club, Mad Science and our student-run WLTD Morning News Show.

Students at Lucy T. Davis Elementary were rewarded for positive behaviors using Owl Loot. This "loot" was cashed in every nine weeks for an entertaining activity or shopping in the Owl Loot store. Students were also recognized through Terrific Kids, PrincipALS, Honor Roll, Perfect Attendance, Reading Renaissance, No Tardy Treats, Bus of the Month, Duke TIP Talent Search and Presidential Academic Awards.

Fully believing in continued learning for all stakeholders, teachers were given opportunities to participate in several different professional development sessions to include: Thinking Maps, Common Core, Team Building, Every Day Math, Utilizing iPads and others. We use MAP (Measures of Academic Progress) and Dominie assessments to form instruction, attempting to promote students to their highest level of learning. High expectations are set for our students and our staff.

This year our incredible PTO provided a variety of opportunities to promote parental involvement. Parent volunteerism is the cornerstone of our school's success and is further promoted by the targeted efforts of our supportive SIC. Community members, churches and civic organizations were also very supportive in providing for the needs of our students.

We will continue to address challenges through differentiated instruction, use of technology, and by providing our staff with the training and materials needed to achieve success. As a Title I school, our faculty, staff, and parents hold high standards for all students. Student safety and improving student success are our top priorities. Our plans for the 2013-2014 school year are to work to integrate and fully implement the Common Core State Standards (CCSS). Our highly motivated teachers and staff are dedicated and determined, and our students are bright and eager! Our fun, challenging, and enriching learning environment epitomizes our profound passion to educate our Outstanding Wonderful Learners!

Sonya Graves, Principal □□□□Cheri Dennis, SIC Chair

Abbreviations Key

N/A Not Applicable N/AV Not Available N/C Not Collected N/R Not Reported I/S Insufficient Sample TBD To be determined

NI Newly Identified CSI Continuing School Improvement CA Corrective Action RP Plan to Restructure R Restructure DELAY School Improvement Status HOLD School Improvement Status