

# SC Annual School Report Card Summary

Wallace Gregg Elementary  
 Florence 1  
 Grades: K-6 Enrollment: 331  
 Principal: Gloria Muldrow  
 Superintendent: Allie E. Brooks  
 Board Chair: Porter Stewart

## PERFORMANCE

Comprehensive detail, including definitions of ratings, performance criteria, and explanations of status, is available on [www.ed.sc.gov](http://www.ed.sc.gov) and [www.eoc.sc.gov](http://www.eoc.sc.gov) as well as school and school district websites. Printed versions are available from school districts upon request.

YEAR	ABSOLUTE RATING	GROWTH RATING	PALMETTO GOLD AND SILVER AWARD		ESEA/FEDERAL ACCOUNTABILITY RATING SYSTEM	
			General Performance	Closing the Gap	ESEA Grade	Accountability Indicator
2013	Average	Average	TBD	TBD	A	Reward
2012	Average	Good	Silver	N/A	A	Reward
2011	Average	Average	Silver	N/A	Met	RP-DELAY

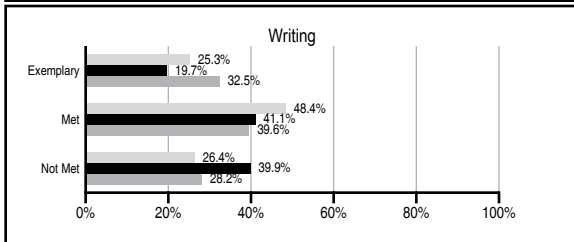
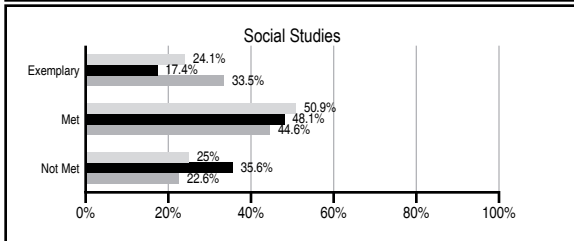
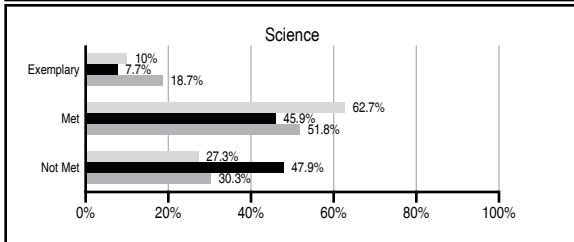
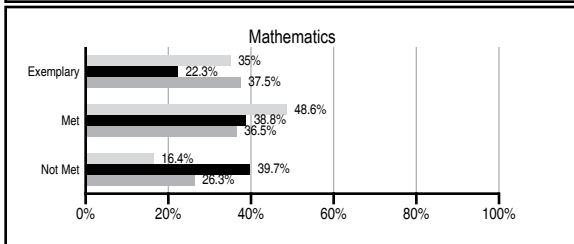
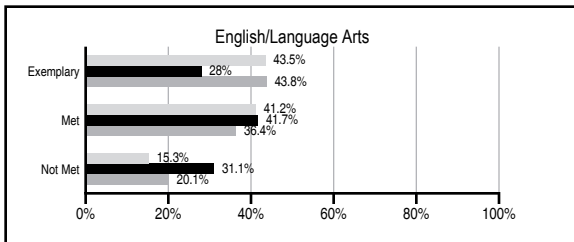
## ABSOLUTE RATINGS OF ELEMENTARY SCHOOLS WITH STUDENTS LIKE OURS\*

EXCELLENT	GOOD	AVERAGE	BELOW AVERAGE	AT-RISK
1	12	94	45	15

\* Ratings are calculated with data available by 11/07/2013. Schools with Students Like Ours are Elementary Schools with Poverty Indices of no more than 5% above or below the index for this school.

## PASS PERFORMANCE

Our School  
 Elementary Schools with Students Like Ours  
 Elementary schools statewide



## NAEP PERFORMANCE\*

\* Performance reported for SC and nation, data not available at school level. Percentages at NAEP Achievement Levels.



## SC PERFORMANCE VISION

*By 2020 all students will graduate with the knowledge and skills necessary to compete successfully in the global economy, participate in a democratic society and contribute positively as members of families and communities.*

### Abbreviations Key

N/A Not Applicable N/AV Not Available N/C Not Collected N/R Not Reported I/S Insufficient Sample TBD To be determined

# Wallace Gregg Elementary [Florence 1]

## SCHOOL PROFILE

	Our School	Change from Last Year	Elementary Schools with Students Like Ours	Median Elementary School
<b>Students (n=331)</b>				
Retention rate	1.2%	Down from 1.6%	1.1%	0.9%
Attendance rate	95.5%	Down from 95.9%	96.0%	96.3%
Served by gifted and talented program	3.5%	N/A	2.7%	7.2%
With disabilities	15.0%	N/A	13.5%	12.4%
Older than usual for grade	4.6%	N/A	2.9%	1.9%
Out-of-school suspensions or expulsions for violent and/or criminal offenses	0.0%	No Change	0.0%	0.0%
<b>Teachers (n=25)</b>				
Teachers with advanced degrees	76.0%	Down from 79.2%	60.0%	62.5%
Continuing contract teachers	84.0%	Down from 87.5%	76.2%	83.3%
Teachers returning from previous year	89.7%	Down from 90.6%	84.7%	88.3%
Teacher attendance rate	95.4%	Down from 98.7%	94.9%	95.0%
Average teacher salary*	\$44,978	Up 1.6%	\$46,154	\$48,193
Classes not taught by highly qualified teachers	0.0%	No Change	0.0%	0.0%
Professional development days/teacher	20.6 days	Down from 23.0 days	10.3 days	11.0 days
<b>School</b>				
Principal's years at school	8.0	Up from 7.0	3.8	4.0
Student-teacher ratio in core subjects	17.8 to 1	Up from 16.4 to 1	18.1 to 1	20.1 to 1
Prime instructional time	89.6%	Down from 93.9%	89.6%	90.0%
Opportunities in the arts	Good	No Change	Good	Good
SACS accreditation	Yes	No Change	Yes	Yes
Parents attending conferences	100.0%	No Change	100.0%	100.0%
Character development program	Excellent	No Change	Excellent	Excellent
Dollars spent per pupil**	\$9,163	Up 8.0%	\$8,277	\$7,364
Percent of expenditures for instruction**	61.0%	Down from 63.3%	67.0%	68.0%
Percent of expenditures for teacher salaries**	60.0%	Up from 59.6%	64.0%	66.0%
ESEA composite index score	95.1	Up from 93.1	72.2	88.0

\* Length of contract = 185+ days.

\*\* Prior year audited financial data available.

## EVALUATION RESULTS

	Teachers	Students*	Parents*
Number of surveys returned	26	57	41
Percent satisfied with learning environment	96.1%	87.7%	80.5%
Percent satisfied with social and physical environment	96%	81%	73.8%
Percent satisfied with school-home relations	84.7%	80%	76.2%

\*Only students at the highest elementary school grade level at this school and their parents were included.

Comprehensive detail, including definitions of ratings, performance criteria, and explanations of status, is available on [www.ed.sc.gov](http://www.ed.sc.gov) and [www.eoc.sc.gov](http://www.eoc.sc.gov) as well as school and school district websites.

Printed versions are available from school districts upon request.

## REPORT OF PRINCIPAL AND SCHOOL IMPROVEMENT COUNCIL

Dear Parents and Wallace Gregg Community,

The Wallace Gregg Faculty and Staff are dedicated to ensuring that all students can perform to the best of their ability. Teachers work diligently to provide a balanced literacy program that emphasizes the development of vocabulary, reading, math and fluency skill. Differentiated instruction is provided to allow students to work at their instructional level. Our expectations are high and we continue to build on academic excellence. We strive to unlock and maximize each student's academic and social potential through rigorous instruction, meaningful materials, and emerging technology to enhance learning. Character Education is embedded in the curriculum and modeled by the students, faculty and staff. Our emphasis is to provide a school program that creates a balance between the academics and social/emotional developments. We are committed to building self-esteem, good character, and individuality in all of our students. We are proud of our academic growth and accomplishments. Some of these achievements are listed below.

ESEA waiver grade of "A" for the 2012-2013; Growth rating of "GOOD" for the 2012-2013 school year; AYP for the 2011-2012 school year Palmetto Silver Award Recipients for the 2010-2011, 2011-2012 and 2013-2013 South Carolina International Reading Association Grant; School Foundation Grants Continuation of the Literacy Lab for First Grade and MAO RIT Groups REACH, Fourth and Fight Grade Duke TIP winners, Terrific Kids Program, RIDDE Principal and A/B Honor Roll Program, and monthly students recognition programs Faith-based mentors, Good News Club Extracurricular activities such as, Art, Chorus, Band, National Spelling Bee Competition, Dance Team, Family Fling Day and Science Fair Service Learning Projects – Yes we can, Toy Drive, Jump Rope for Heart, and Pennies for Patients) Regionally accredited by the Southern Association of Colleges and Schools An Active Association of Parents and Teachers (APT) Title One and School Improvement Council (SIC) that provides supplies and material for the school.

Wallace Gregg's faculty and staff strive to provide a quality education program with a focus on continued improvements, and positive home/school relationships. Our shared goal if between the parents and staff is that all students will develop skills that will enable them to reach their greatest potential.

Gloria Muldrow, Principal  
Corey Huggard, School Improvement Council Chairperson

### Abbreviations Key

N/A Not Applicable N/AV Not Available N/C Not Collected N/R Not Reported I/S Insufficient Sample TBD To be determined  
NI Newly Identified CSI Continuing School Improvement CA Corrective Action RP Plan to Restructure R Restructure DELAY School Improvement Status HOLD School Improvement Status