



# SC Annual School Report Card Summary

Henry Timrod Elementary  
 Florence 1  
 Grades: PK-6 Enrollment: 423  
 Principal: Michelle McBride  
 Superintendent: Allie E. Brooks  
 Board Chair: Porter Stewart

## PERFORMANCE

Comprehensive detail, including definitions of ratings, performance criteria, and explanations of status, is available on [www.ed.sc.gov](http://www.ed.sc.gov) and [www.eoc.sc.gov](http://www.eoc.sc.gov) as well as school and school district websites. Printed versions are available from school districts upon request.

YEAR	ABSOLUTE RATING	GROWTH RATING	PALMETTO GOLD AND SILVER AWARD		ESEA/FEDERAL ACCOUNTABILITY RATING SYSTEM	
			General Performance	Closing the Gap	ESEA Grade	Accountability Indicator
2013	Average	Average	TBD	TBD	A	Reward
2012	Average	Average	N/A	N/A	A	Reward
2011	Average	Good	Silver	N/A	Met	CSI-DELAY

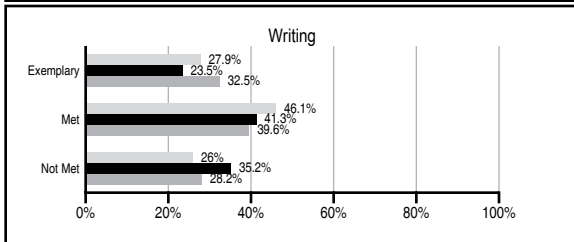
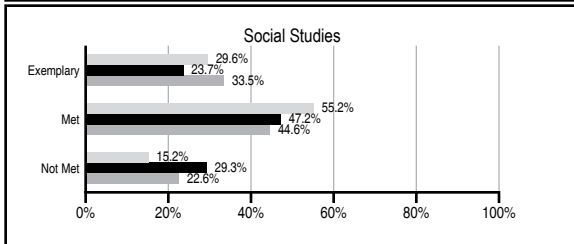
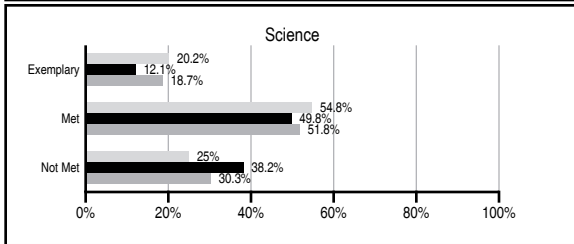
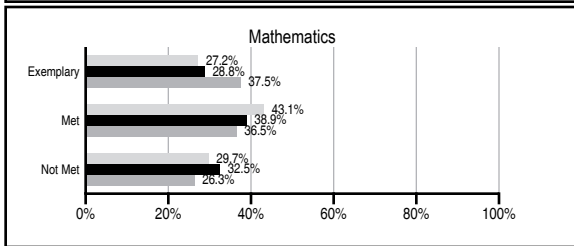
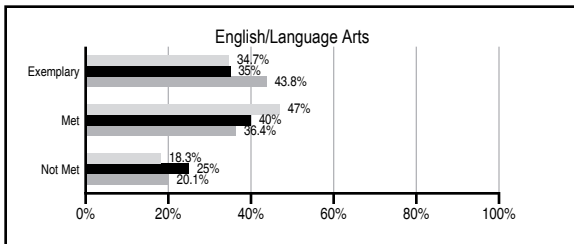
## ABSOLUTE RATINGS OF ELEMENTARY SCHOOLS WITH STUDENTS LIKE OURS\*

EXCELLENT	GOOD	AVERAGE	BELOW AVERAGE	AT-RISK
9	14	94	17	3

\* Ratings are calculated with data available by 11/07/2013. Schools with Students Like Ours are Elementary Schools with Poverty Indices of no more than 5% above or below the index for this school.

## PASS PERFORMANCE

Our School
  Elementary Schools with Students Like Ours
  Elementary schools statewide



## NAEP PERFORMANCE\*

\* Performance reported for SC and nation, data not available at school level. Percentages at NAEP Achievement Levels.



## SC PERFORMANCE VISION

*By 2020 all students will graduate with the knowledge and skills necessary to compete successfully in the global economy, participate in a democratic society and contribute positively as members of families and communities.*

### Abbreviations Key

N/A Not Applicable N/AV Not Available N/C Not Collected N/R Not Reported I/S Insufficient Sample TBD To be determined

# Henry Timrod Elementary [Florence 1]

## SCHOOL PROFILE

	Our School	Change from Last Year	Elementary Schools with Students Like Ours	Median Elementary School
<b>Students (n=423)</b>				
Retention rate	1.4%	Down from 2.0%	1.2%	0.9%
Attendance rate	95.6%	Down from 96.2%	96.0%	96.3%
Served by gifted and talented program	3.4%	N/A	4.8%	7.2%
With disabilities	17.0%	N/A	14.1%	12.4%
Older than usual for grade	3.2%	N/A	2.6%	1.9%
Out-of-school suspensions or expulsions for violent and/or criminal offenses	0.0%	No Change	0.0%	0.0%
<b>Teachers (n=34)</b>				
Teachers with advanced degrees	61.8%	Down from 62.5%	60.4%	62.5%
Continuing contract teachers	82.4%	Down from 84.4%	82.1%	83.3%
Teachers returning from previous year	89.6%	Up from 89.5%	87.4%	88.3%
Teacher attendance rate	92.7%	Down from 100.0%	94.7%	95.0%
Average teacher salary*	\$42,567	Up 3.1%	\$47,233	\$48,193
Classes not taught by highly qualified teachers	5.7%	No Change	0.0%	0.0%
Professional development days/teacher	12.1 days	Down from 14.5 days	11.3 days	11.0 days
<b>School</b>				
Principal's years at school	1.0	Down from 2.0	4.0	4.0
Student-teacher ratio in core subjects	17.0 to 1	Down from 19.3 to 1	19.6 to 1	20.1 to 1
Prime instructional time	87.2%	Down from 95.4%	89.5%	90.0%
Opportunities in the arts	Good	No Change	Good	Good
SACS accreditation	Yes	No Change	Yes	Yes
Parents attending conferences	100.0%	No Change	100.0%	100.0%
Character development program	Excellent	No Change	Excellent	Excellent
Dollars spent per pupil**	\$7,580	Up 1.8%	\$7,608	\$7,364
Percent of expenditures for instruction**	65.0%	Down from 65.8%	68.0%	68.0%
Percent of expenditures for teacher salaries**	63.0%	Up from 62.3%	65.0%	66.0%
ESEA composite index score	98.9	Up from 94.4	79.7	88.0

\* Length of contract = 185+ days.

\*\* Prior year audited financial data available.

## EVALUATION RESULTS

	Teachers	Students*	Parents*
Number of surveys returned	38	51	28
Percent satisfied with learning environment	97.4%	78.4%	89.3%
Percent satisfied with social and physical environment	97.3%	84%	96.4%
Percent satisfied with school-home relations	76.3%	82.4%	92.6%

\*Only students at the highest elementary school grade level at this school and their parents were included.

## REPORT OF PRINCIPAL AND SCHOOL IMPROVEMENT COUNCIL

Timrod Elementary School provides best practices for students in 4K-6th grades. Our mission is to prepare students for a lifetime of learning through human relationships, appropriate curriculum, and the use of technology, in an environment conducive to utilizing an integrated, standards-based curriculum that emphasizes technology resources to actively engage all students. Timrod has a balanced literacy program that includes a literacy lab, Reading Renaissance, Write for the Beginning Writing program, two Reading Recovery teachers and ELA Coach. Hands-on activities are provided in math which includes Everyday Counts Calendar Math and assistance from an instructional coach. Professional development is provided to assist teachers with effective classroom instruction.

Many extracurricular activities are provided for our students to develop responsibility, leadership skills and school pride. Activities include: service projects, art club, Mad Science club, dance team, drama club, chorus, Good News, Recycling Club, Brigadiers, student marshals, band, strings, Red Tie Club, Timrod Pearls, WTES-TV student-produced news program, and Beta Club.

Timrod encourages parents and community involvement in several areas. Out Timrod Red Tie Club and Timrod Pearls Club require parent involvement throughout the year. Guest speakers at club meetings are community leaders that inspire students to develop strong leadership skills. A new Timrod tradition, Dads Involved In Youth (DIY) Day, invites students and significant male figures to participate in a hands-on building project, thus strengthening the relationships with male figures in the community.

Timrod received an A on the schools report card based upon the ESEA waiver for the 2011-2012. PASS Scores for 2012 indicate the need to focus on Science and Math instruction. Our school is accredited by the Southern Association of Colleges and Schools by the Commission on International and Trans-Regional Accreditation (CITA). Developing and exhibiting good character is a school-wide goal. We work towards our goal by providing a bully curriculum, guidance lessons, faith-based mentors, use of the PBIS discipline system, student clubs and participation in service projects. The National Network of Partnership Schools also recognized Timrod for Promising Partners Practices for our Red Tie Club. The school was recognized for Model School and Model library by Reading Renaissance. Student incentives for exhibiting model behavior are Character Coupons, ROAR Cards, key chain tokens, Princi-Pal, attendance awards.

Michelle McBride, Principal  
 Tammy Hinson, Chairperson – School Improvement Council

Comprehensive detail, including definitions of ratings, performance criteria, and explanations of status, is available on [www.ed.sc.gov](http://www.ed.sc.gov) and [www.eoc.sc.gov](http://www.eoc.sc.gov) as well as school and school district websites.

Printed versions are available from school districts upon request.

### Abbreviations Key

N/A Not Applicable N/AV Not Available N/C Not Collected N/R Not Reported I/S Insufficient Sample TBD To be determined  
 NI Newly Identified CSI Continuing School Improvement CA Corrective Action RP Plan to Restructure R Restructure DELAY School Improvement Status HOLD School Improvement Status