



# SC Annual School Report Card Summary

Dewey-Carter Elementary  
 Florence 1  
 Grades: PK-6 Enrollment: 764  
 Principal: Luke Matthews  
 Superintendent: Allie E. Brooks  
 Board Chair: Porter Stewart

## PERFORMANCE

Comprehensive detail, including definitions of ratings, performance criteria, and explanations of status, is available on [www.ed.sc.gov](http://www.ed.sc.gov) and [www.eoc.sc.gov](http://www.eoc.sc.gov) as well as school and school district websites. Printed versions are available from school districts upon request.

YEAR	ABSOLUTE RATING	GROWTH RATING	PALMETTO GOLD AND SILVER AWARD		ESEA/FEDERAL ACCOUNTABILITY RATING SYSTEM	
			General Performance	Closing the Gap	ESEA Grade	Accountability Indicator
2013	Average	Below Average	TBD	TBD	C	N/A
2012	Average	Average	N/A	N/A	B	N/A
2011	Average	Average	Silver	N/A	Not Met	N/A

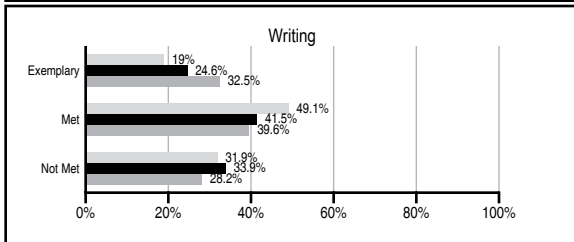
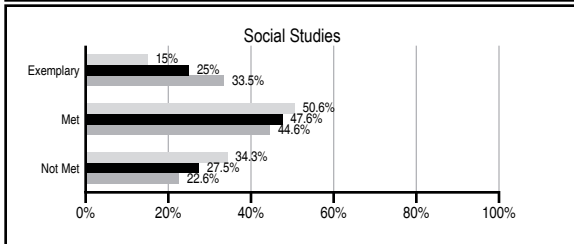
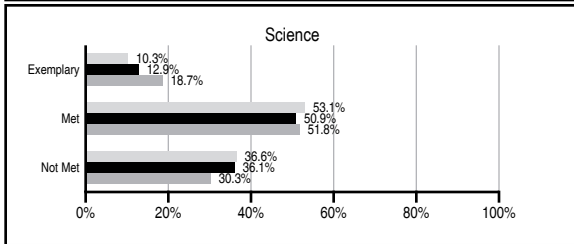
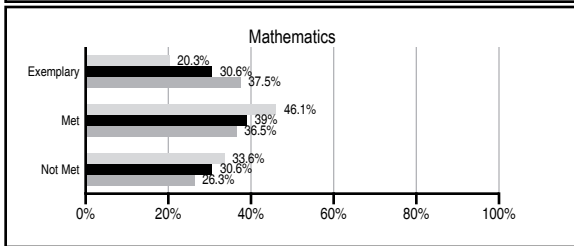
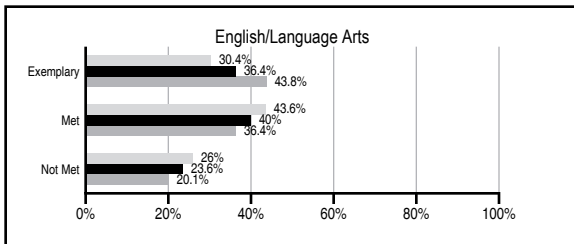
## ABSOLUTE RATINGS OF ELEMENTARY SCHOOLS WITH STUDENTS LIKE OURS\*

EXCELLENT	GOOD	AVERAGE	BELOW AVERAGE	AT-RISK
10	20	93	11	1

\* Ratings are calculated with data available by 11/07/2013. Schools with Students Like Ours are Elementary Schools with Poverty Indices of no more than 5% above or below the index for this school.

## PASS PERFORMANCE

Our School  
 Elementary Schools with Students Like Ours  
 Elementary schools statewide



## NAEP PERFORMANCE\*

\* Performance reported for SC and nation, data not available at school level. Percentages at NAEP Achievement Levels.



## SC PERFORMANCE VISION

*By 2020 all students will graduate with the knowledge and skills necessary to compete successfully in the global economy, participate in a democratic society and contribute positively as members of families and communities.*

### Abbreviations Key

N/A Not Applicable N/AV Not Available N/C Not Collected N/R Not Reported I/S Insufficient Sample TBD To be determined

# Dewey-Carter Elementary [Florence 1]

## SCHOOL PROFILE

	Our School	Change from Last Year	Elementary Schools with Students Like Ours	Median Elementary School
<b>Students (n=764)</b>				
Retention rate	1.6%	Down from 3.9%	1.2%	0.9%
Attendance rate	95.0%	Down from 95.4%	96.0%	96.3%
Served by gifted and talented program	5.0%	N/A	5.0%	7.2%
With disabilities	14.8%	N/A	14.1%	12.4%
Older than usual for grade	4.2%	N/A	2.6%	1.9%
Out-of-school suspensions or expulsions for violent and/or criminal offenses	0.0%	No Change	0.0%	0.0%
<b>Teachers (n=51)</b>				
Teachers with advanced degrees	66.7%	Up from 64.6%	61.0%	62.5%
Continuing contract teachers	90.2%	Down from 93.8%	83.3%	83.3%
Teachers returning from previous year	92.4%	Down from 96.9%	87.8%	88.3%
Teacher attendance rate	94.6%	Down from 98.7%	94.7%	95.0%
Average teacher salary*	\$47,245	Down 0.8%	\$47,320	\$48,193
Classes not taught by highly qualified teachers	1.2%	Up from 0.0%	0.0%	0.0%
Professional development days/teacher	9.0 days	Up from 8.1 days	11.1 days	11.0 days
<b>School</b>				
Principal's years at school	2.0	Up from 1.0	4.0	4.0
Student-teacher ratio in core subjects	22.3 to 1	Down from 27.1 to 1	19.9 to 1	20.1 to 1
Prime instructional time	88.3%	Down from 93.5%	89.6%	90.0%
Opportunities in the arts	Good	No Change	Good	Good
SACS accreditation	Yes	No Change	Yes	Yes
Parents attending conferences	100.0%	No Change	100.0%	100.0%
Character development program	Good	Up from Average	Excellent	Excellent
Dollars spent per pupil**	\$5,928	Down 2.6%	\$7,492	\$7,364
Percent of expenditures for instruction**	70.0%	Up from 68.2%	68.0%	68.0%
Percent of expenditures for teacher salaries**	68.0%	Up from 67.0%	65.0%	66.0%
ESEA composite index score	76.4	Down from 86.0	82.3	88.0

\* Length of contract = 185+ days.

\*\* Prior year audited financial data available.

## EVALUATION RESULTS

	Teachers	Students*	Parents*
Number of surveys returned	35	97	45
Percent satisfied with learning environment	100%	73.2%	84.5%
Percent satisfied with social and physical environment	91.4%	82.3%	86.6%
Percent satisfied with school-home relations	88.5%	88.4%	84.8%

\*Only students at the highest elementary school grade level at this school and their parents were included.

## REPORT OF PRINCIPAL AND SCHOOL IMPROVEMENT COUNCIL

This year we continue to look to new and innovative ways of addressing mastery of standards while maintaining a balance with traditional, proven methods of instruction. We are working hard to affectively teach writing, utilizing a variety of resources to do so. Our teachers have acquired a \$34,000 grant for computers and software enabling us to better provide writing instruction. We have also acquired extra funding for a writing instructor to work directly with students, as well as help classroom teachers better transition students into effective writers. In planning ahead, beginning in two years, our students will be taking the Smarter Balanced Assessment on the computer. To address this, students will begin learning and mastering typing skills weekly in the computer lab.

We will continue to refine the Accelerated Reader 85% Club, Battle of the Books competition and other reading initiatives begun in previous years.

In the area of math, our school has adopted a new curriculum – Everyday Math – that heavily focuses on understanding mathematical concepts rather than simply how to “get the answer.” In addition to our new curriculum, we will continue our emphasis on math by continuing with Flash Masters, a quarterly Math Bee and professional development for our teachers.

This summer we hosted Camp Kaleidoscope, a summer program designed to address reading and math standards. Students received instruction through “real-world” experiences in reading, measurement and numbers & operations through geocaching, building, shopping, and cooking.

While our teachers’ focus will be on Common Core standards with data gathered through a variety of assessments, we will continue to be data-informed rather than data-driven. We are charged with educating the total child. In addition to instruction, we constantly emphasize personal character. We recognize achievements in academics, attendance and positive behavior. We offer a number of extracurricular clubs and activities including the CARE club with environmental instruction, as well as art, chorus, Beta Club and others. We partner with organizations like the National Network of Partnership Schools and local churches to strengthen community relations and participation. The staff of Dewey L. Carter Elementary has accomplished much thus far, and will continue to press on for the love of children.

Luke Matthews, Principal

Wayne Gerald, School Improvement Council

Comprehensive detail, including definitions of ratings, performance criteria, and explanations of status, is available on [www.ed.sc.gov](http://www.ed.sc.gov) and [www.eoc.sc.gov](http://www.eoc.sc.gov) as well as school and school district websites.

Printed versions are available from school districts upon request.

### Abbreviations Key

N/A Not Applicable N/AV Not Available N/C Not Collected N/R Not Reported I/S Insufficient Sample TBD To be determined

NI Newly Identified CSI Continuing School Improvement CA Corrective Action RP Plan to Restructure R Restructure DELAY School Improvement Status HOLD School Improvement Status