



# SC Annual School Report Card Summary

Royall Elementary School  
 Florence 1  
 Grades: K-6 Enrollment: 678  
 Principal: Julie Smith  
 Superintendent: Allie E. Brooks  
 Board Chair: Porter Stewart

## PERFORMANCE

Comprehensive detail, including definitions of ratings, performance criteria, and explanations of status, is available on [www.ed.sc.gov](http://www.ed.sc.gov) and [www.eoc.sc.gov](http://www.eoc.sc.gov) as well as school and school district websites. Printed versions are available from school districts upon request.

YEAR	ABSOLUTE RATING	GROWTH RATING	PALMETTO GOLD AND SILVER AWARD		ESEA/FEDERAL ACCOUNTABILITY RATING SYSTEM	
			General Performance	Closing the Gap	ESEA Grade	Accountability Indicator
2013	Excellent	Excellent	TBD	TBD	A	N/A
2012	Excellent	Excellent	Gold	Gold	A	N/A
2011	Excellent	Excellent	Gold	Gold	Not Met	N/A

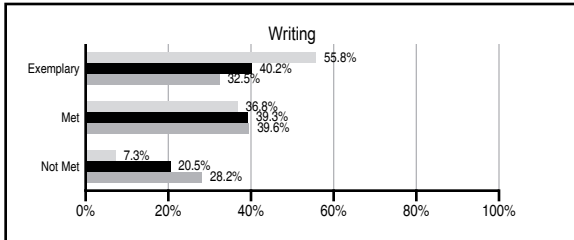
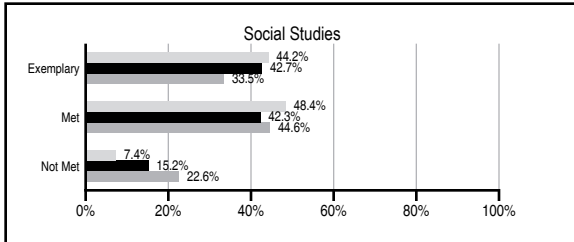
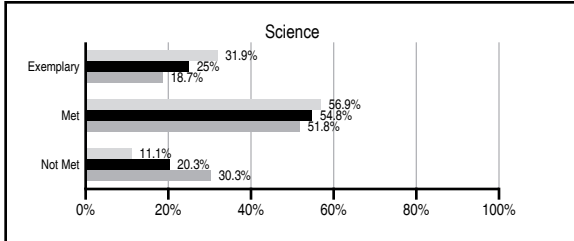
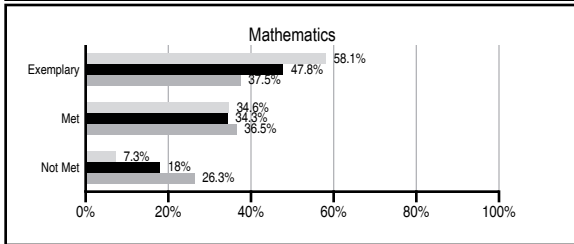
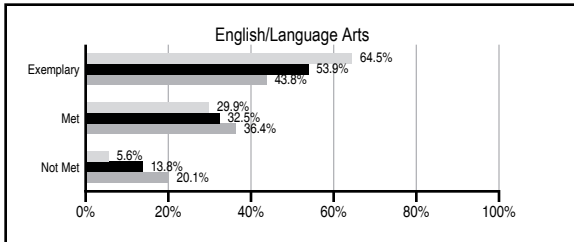
## ABSOLUTE RATINGS OF ELEMENTARY SCHOOLS WITH STUDENTS LIKE OURS\*

EXCELLENT	GOOD	AVERAGE	BELOW AVERAGE	AT-RISK
40	25	4	0	0

\* Ratings are calculated with data available by 11/07/2013. Schools with Students Like Ours are Elementary Schools with Poverty Indices of no more than 5% above or below the index for this school.


## PASS PERFORMANCE

Our School  
 Elementary Schools with Students Like Ours  
 Elementary schools statewide



## NAEP PERFORMANCE\*

\* Performance reported for SC and nation, data not available at school level. Percentages at NAEP Achievement Levels.



## SC PERFORMANCE VISION

*By 2020 all students will graduate with the knowledge and skills necessary to compete successfully in the global economy, participate in a democratic society and contribute positively as members of families and communities.*

### Abbreviations Key

N/A Not Applicable N/AV Not Available N/C Not Collected N/R Not Reported I/S Insufficient Sample TBD To be determined

# Royall Elementary School [Florence 1]

## SCHOOL PROFILE

	Our School	Change from Last Year	Elementary Schools with Students Like Ours	Median Elementary School
<b>Students (n=678)</b>				
Retention rate	2.1%	Up from 1.6%	0.8%	0.9%
Attendance rate	96.5%	Down from 96.8%	96.6%	96.3%
Served by gifted and talented program	19.2%	N/A	10.0%	7.2%
With disabilities	12.7%	N/A	11.3%	12.4%
Older than usual for grade	2.4%	N/A	1.4%	1.9%
Out-of-school suspensions or expulsions for violent and/or criminal offenses	0.0%	No Change	0.0%	0.0%
<b>Teachers (n=47)</b>				
Teachers with advanced degrees	74.5%	Up from 71.7%	63.9%	62.5%
Continuing contract teachers	100.0%	Up from 97.8%	83.3%	83.3%
Teachers returning from previous year	97.1%	Up from 96.5%	89.7%	88.3%
Teacher attendance rate	96.5%	Down from 99.1%	95.3%	95.0%
Average teacher salary*	\$51,936	Up 1.8%	\$49,235	\$48,193
Classes not taught by highly qualified teachers	0.0%	No Change	0.0%	0.0%
Professional development days/teacher	11.9 days	Down from 12.5 days	11.0 days	11.0 days
<b>School</b>				
Principal's years at school	29.0	No Change	4.0	4.0
Student-teacher ratio in core subjects	18.6 to 1	Down from 21.5 to 1	20.7 to 1	20.1 to 1
Prime instructional time	92.8%	Down from 95.9%	90.7%	90.0%
Opportunities in the arts	Good	No Change	Good	Good
SACS accreditation	Yes	No Change	Yes	Yes
Parents attending conferences	98.5%	Down from 100.0%	100.0%	100.0%
Character development program	Excellent	No Change	Excellent	Excellent
Dollars spent per pupil**	\$7,189	Up 4.7%	\$6,888	\$7,364
Percent of expenditures for instruction**	73.0%	Up from 72.4%	69.0%	68.0%
Percent of expenditures for teacher salaries**	70.0%	Down from 71.1%	67.5%	66.0%
ESEA composite index score	98.9	Down from 99.3	91.7	88.0

\* Length of contract = 185+ days.

\*\* Prior year audited financial data available.

## EVALUATION RESULTS

	Teachers	Students*	Parents*
Number of surveys returned	53	77	47
Percent satisfied with learning environment	100%	94.8%	93.6%
Percent satisfied with social and physical environment	98.2%	93.4%	93.9%
Percent satisfied with school-home relations	100%	94.8%	93.8%

\*Only students at the highest elementary school grade level at this school and their parents were included.

## REPORT OF PRINCIPAL AND SCHOOL IMPROVEMENT COUNCIL

Royall Elementary School has a well-deserved reputation for providing its students with an educational experience that is second to none. To continue this tradition of excellence, our faculty and staff remain committed to insuring that our school offers the very best in instructional techniques, teaching staff, educational resources, parental involvement and learning environment. Royall's success in achieving these goals has resulted in the following state and national recognition during the 2012-2013 school year:

Absolute Rating of "Excellent", SC State Department of Education  
 Growth Rating of "Excellent", SC State Department of Education  
 Closing the Achievement Gap Recognition, SC Education Oversight Committee  
 Reading Renaissance Master School, Renaissance Learning

Royall Elementary School is regionally accredited by the Southern Association of Colleges and Schools and is nationally accredited by the Commission of International and Trans-Regional Accreditation.

Our school has a clearly defined mission that is shared by Royall's faculty and staff, our students and our parents. Our commitment to the highest academic standards, high expectations and mutual trust and respect has resulted in a learning environment that is conducive to both teaching and learning.

Royall Elementary School is fortunate to enjoy the enthusiastic support of our parents and the Florence community. Our active Association of Parents and Teachers is a valuable resource, providing time and energy to a wide variety of special projects that enhance our school's offerings.

As we prepare for the future, we will continue our emphasis on the implementation of Common Core standards, increasing our use of technology, enhancing our students' leadership opportunities and utilizing diagnostic test results.

Royall Elementary School is an innovative place where teachers love to teach and students love to learn. At Royall, we are definitely enjoying... "A Proud Past and A Bright Future!"

Julie Smith-Koon, Principal  
 Sharon Tanner, School Improvement Council

Comprehensive detail, including definitions of ratings, performance criteria, and explanations of status, is available on [www.ed.sc.gov](http://www.ed.sc.gov) and [www.eoc.sc.gov](http://www.eoc.sc.gov) as well as school and school district websites.

Printed versions are available from school districts upon request.

### Abbreviations Key

N/A Not Applicable N/AV Not Available N/C Not Collected N/R Not Reported I/S Insufficient Sample TBD To be determined

NI Newly Identified CSI Continuing School Improvement CA Corrective Action RP Plan to Restructure R Restructure DELAY School Improvement Status HOLD School Improvement Status