



# SC Annual School Report Card Summary

Theodore Lester Elementary  
 Florence 1  
 Grades: PK-6 Enrollment: 417  
 Principal: Gregory J. Mingo  
 Superintendent: Allie E. Brooks  
 Board Chair: Porter Stewart

## PERFORMANCE

Comprehensive detail, including definitions of ratings, performance criteria, and explanations of status, is available on [www.ed.sc.gov](http://www.ed.sc.gov) and [www.eoc.sc.gov](http://www.eoc.sc.gov) as well as school and school district websites. Printed versions are available from school districts upon request.

YEAR	ABSOLUTE RATING	GROWTH RATING	PALMETTO GOLD AND SILVER AWARD		ESEA/FEDERAL ACCOUNTABILITY RATING SYSTEM	
			General Performance	Closing the Gap	ESEA Grade	Accountability Indicator
2013	Average	Average	TBD	TBD	D	N/A
2012	Average	Good	Silver	N/A	A	N/A
2011	Average	Average	Silver	N/A	Not Met	CA

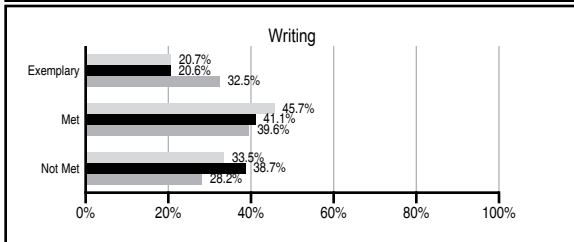
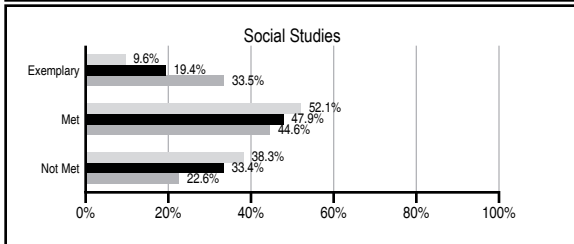
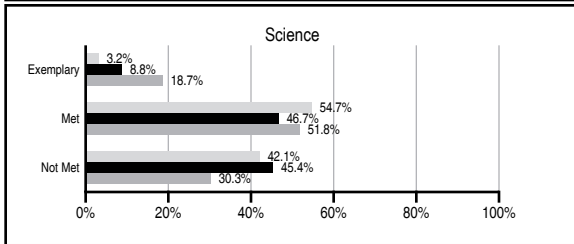
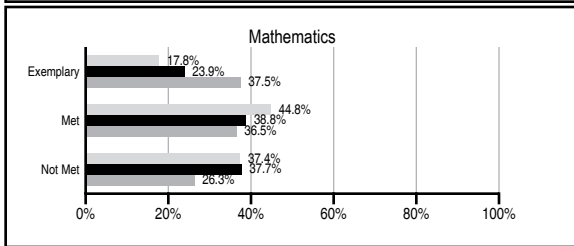
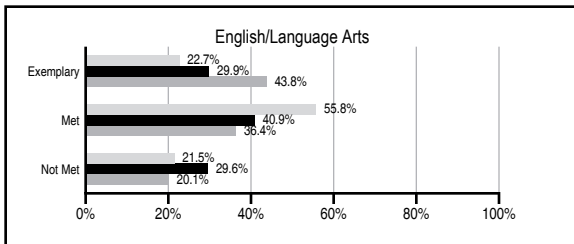
## ABSOLUTE RATINGS OF ELEMENTARY SCHOOLS WITH STUDENTS LIKE OURS\*

EXCELLENT	GOOD	AVERAGE	BELOW AVERAGE	AT-RISK
3	14	122	40	13

\* Ratings are calculated with data available by 11/07/2013. Schools with Students Like Ours are Elementary Schools with Poverty Indices of no more than 5% above or below the index for this school.

## PASS PERFORMANCE

Our School
  Elementary Schools with Students Like Ours
  Elementary schools statewide



## NAEP PERFORMANCE\*

\* Performance reported for SC and nation, data not available at school level. Percentages at NAEP Achievement Levels.



## SC PERFORMANCE VISION

*By 2020 all students will graduate with the knowledge and skills necessary to compete successfully in the global economy, participate in a democratic society and contribute positively as members of families and communities.*

### Abbreviations Key

N/A Not Applicable N/AV Not Available N/C Not Collected N/R Not Reported I/S Insufficient Sample TBD To be determined

# Theodore Lester Elementary [Florence 1]

## SCHOOL PROFILE

	Our School	Change from Last Year	Elementary Schools with Students Like Ours	Median Elementary School
<b>Students (n=417)</b>				
Retention rate	3.2%	Down from 3.4%	1.1%	0.9%
Attendance rate	95.8%	Down from 95.9%	95.9%	96.3%
Served by gifted and talented program	2.3%	N/A	3.2%	7.2%
With disabilities	30.6%	N/A	13.6%	12.4%
Older than usual for grade	4.7%	N/A	2.8%	1.9%
Out-of-school suspensions or expulsions for violent and/or criminal offenses	0.0%	No Change	0.0%	0.0%
<b>Teachers (n=43)</b>				
Teachers with advanced degrees	67.4%	Down from 70.5%	60.5%	62.5%
Continuing contract teachers	86.0%	Down from 88.6%	77.8%	83.3%
Teachers returning from previous year	91.3%	Down from 96.5%	85.1%	88.3%
Teacher attendance rate	95.1%	Down from 98.7%	94.8%	95.0%
Average teacher salary*	\$47,652	Up 1.3%	\$46,336	\$48,193
Classes not taught by highly qualified teachers	6.8%	Down from 7.3%	0.0%	0.0%
Professional development days/teacher	13.8 days	Down from 16.8 days	10.4 days	11.0 days
<b>School</b>				
Principal's years at school	8.0	Up from 7.0	4.0	4.0
Student-teacher ratio in core subjects	14.6 to 1	Up from 14.5 to 1	18.5 to 1	20.1 to 1
Prime instructional time	90.4%	Down from 94.1%	89.5%	90.0%
Opportunities in the arts	Good	Up from Fair	Good	Good
SACS accreditation	Yes	No Change	Yes	Yes
Parents attending conferences	100.0%	No Change	100.0%	100.0%
Character development program	Excellent	No Change	Excellent	Excellent
Dollars spent per pupil**	\$11,919	Down 5.3%	\$8,006	\$7,364
Percent of expenditures for instruction**	70.0%	Down from 73.3%	68.0%	68.0%
Percent of expenditures for teacher salaries**	68.0%	Down from 70.9%	64.0%	66.0%
ESEA composite index score	66.9	Down from 93.5	73.2	88.0

\* Length of contract = 185+ days.

\*\* Prior year audited financial data available.

## REPORT OF PRINCIPAL AND SCHOOL IMPROVEMENT COUNCIL

Dear Parents and Community of Theodore Lester Elementary,

At Theodore Lester Elementary we are continuing to encourage our students to "Reach for the Stars." We are challenging all students to reach their potential as learners. We believe that student success in reading is the key to student success in other subject areas. With that in mind, we continue to implement the Reading Renaissance Program.

We encourage students to read as much as possible and try to instill in them a love for reading. We believe that this will positively impact student learning and students' performance on standardized tests.

Our teachers provide lessons which promote critical thinking, problem solving, and the analysis and synthesis of ideas and concepts which are crucial for improved achievement in reading, math, science, and social studies. We use differentiated instruction for students' varied learning styles. We use journal writing and note-taking as a means of capturing students' ideas and assessing what they have learned.

We use student data to guide instruction and to narrow our focus on students' individual weaknesses and strengths. We use teacher observations, MAP data, Reading Renaissance data, and test results from PASS to help make decisions about what to teach and when to teach it, in order for students to be successful in mastering the curriculum standards in all subject areas.

The faculty and staff of Theodore Lester Elementary are committed to improving teaching and learning. Our vision for the school is "to inspire in all the desire to learn and succeed. It is our vision that our school will be a safe learning community that celebrates our achievements and encourages active partnerships with families and the entire community. We will empower students to embrace the challenges and opportunities of the future."

Mrs. Rosalyn Green, Chairperson for the School Improvement Council

Dr. Gregory J. Mingo, Principal

## EVALUATION RESULTS

	Teachers	Students*	Parents*
Number of surveys returned	30	48	27
Percent satisfied with learning environment	83.3%	77.1%	92.6%
Percent satisfied with social and physical environment	70%	58.3%	77.8%
Percent satisfied with school-home relations	48.3%	68.8%	85.2%

\*Only students at the highest elementary school grade level at this school and their parents were included.

Comprehensive detail, including definitions of ratings, performance criteria, and explanations of status, is available on [www.ed.sc.gov](http://www.ed.sc.gov) and [www.eoc.sc.gov](http://www.eoc.sc.gov) as well as school and school district websites.

Printed versions are available from school districts upon request.

### Abbreviations Key

N/A Not Applicable N/AV Not Available N/C Not Collected N/R Not Reported I/S Insufficient Sample TBD To be determined

NI Newly Identified CSI Continuing School Improvement CA Corrective Action RP Plan to Restructure R Restructure DELAY School Improvement Status HOLD School Improvement Status