



SC Annual School Report Card Summary

Greenwood Elementary School
 Florence 1
 Grades: K-6 Enrollment: 808
 Principal: Susan M. Hartwig
 Superintendent: Allie E. Brooks
 Board Chair: Porter Stewart

PERFORMANCE

Comprehensive detail, including definitions of ratings, performance criteria, and explanations of status, is available on www.ed.sc.gov and www.eoc.sc.gov as well as school and school district websites. Printed versions are available from school districts upon request.

YEAR	ABSOLUTE RATING	GROWTH RATING	PALMETTO GOLD AND SILVER AWARD		ESEA/FEDERAL ACCOUNTABILITY RATING SYSTEM	
			General Performance	Closing the Gap	ESEA Grade	Accountability Indicator
2013	Average	Average	TBD	TBD	B	Reward
2012	Average	Good	Silver	N/A	B	N/A
2011	Average	Average	Silver	N/A	Not Met	N/A

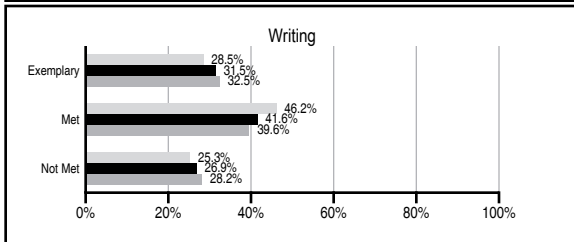
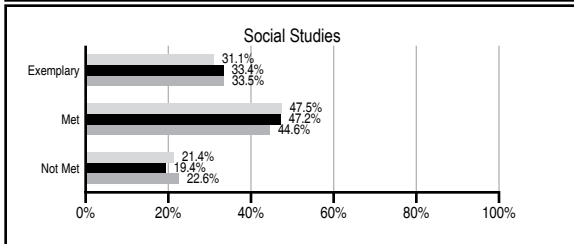
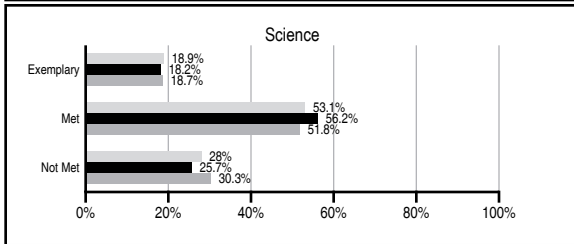
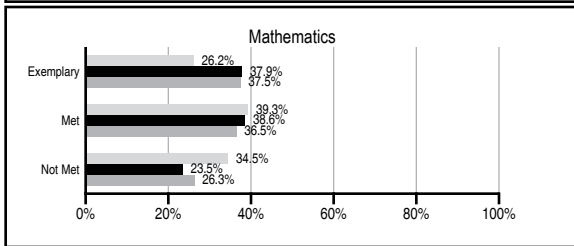
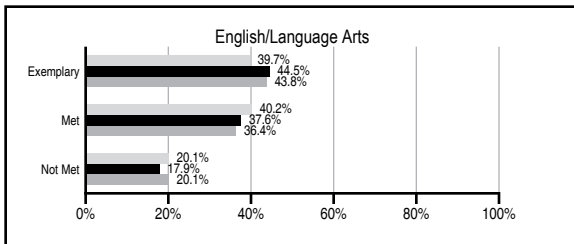
ABSOLUTE RATINGS OF ELEMENTARY SCHOOLS WITH STUDENTS LIKE OURS*

EXCELLENT	GOOD	AVERAGE	BELOW AVERAGE	AT-RISK
21	47	49	0	0

* Ratings are calculated with data available by 11/07/2013. Schools with Students Like Ours are Elementary Schools with Poverty Indices of no more than 5% above or below the index for this school.

PASS PERFORMANCE

Our School
 Elementary Schools with Students Like Ours
 Elementary schools statewide



NAEP PERFORMANCE*

* Performance reported for SC and nation, data not available at school level. Percentages at NAEP Achievement Levels.



SC PERFORMANCE VISION

By 2020 all students will graduate with the knowledge and skills necessary to compete successfully in the global economy, participate in a democratic society and contribute positively as members of families and communities.

Abbreviations Key

N/A Not Applicable N/AV Not Available N/C Not Collected N/R Not Reported I/S Insufficient Sample TBD To be determined

Greenwood Elementary School [Florence 1]

SCHOOL PROFILE

	Our School	Change from Last Year	Elementary Schools with Students Like Ours	Median Elementary School
Students (n=808)				
Retention rate	0.6%	Down from 1.0%	1.3%	0.9%
Attendance rate	95.6%	Down from 96.1%	96.2%	96.3%
Served by gifted and talented program	6.4%	N/A	7.9%	7.2%
With disabilities	12.0%	N/A	13.7%	12.4%
Older than usual for grade	4.0%	N/A	2.3%	1.9%
Out-of-school suspensions or expulsions for violent and/or criminal offenses	0.0%	No Change	0.0%	0.0%
Teachers (n=48)				
Teachers with advanced degrees	47.9%	Down from 50.0%	62.2%	62.5%
Continuing contract teachers	87.5%	Up from 81.3%	85.7%	83.3%
Teachers returning from previous year	94.3%	Up from 91.4%	89.2%	88.3%
Teacher attendance rate	94.5%	Down from 99.1%	94.9%	95.0%
Average teacher salary*	\$46,302	Up 2.2%	\$48,775	\$48,193
Classes not taught by highly qualified teachers	0.0%	No Change	0.0%	0.0%
Professional development days/teacher	9.8 days	Up from 9.7 days	11.1 days	11.0 days
School				
Principal's years at school	8.0	Up from 7.0	5.0	4.0
Student-teacher ratio in core subjects	22.3 to 1	Down from 23.6 to 1	20.2 to 1	20.1 to 1
Prime instructional time	88.4%	Down from 94.3%	89.8%	90.0%
Opportunities in the arts	Good	No Change	Good	Good
SACS accreditation	Yes	No Change	Yes	Yes
Parents attending conferences	99.0%	Up from 94.2%	100.0%	100.0%
Character development program	Good	No Change	Excellent	Excellent
Dollars spent per pupil**	\$5,958	Down 1.8%	\$7,108	\$7,364
Percent of expenditures for instruction**	66.0%	Up from 65.0%	67.5%	68.0%
Percent of expenditures for teacher salaries**	64.0%	Up from 62.4%	65.0%	66.0%
ESEA composite index score	89.6	Up from 82.1	88.4	88.0

* Length of contract = 185+ days.

** Prior year audited financial data available.

EVALUATION RESULTS

	Teachers	Students*	Parents*
Number of surveys returned	43	109	78
Percent satisfied with learning environment	90.7%	73.4%	82.1%
Percent satisfied with social and physical environment	97.7%	80.7%	80.5%
Percent satisfied with school-home relations	95.4%	88%	82%

*Only students at the highest elementary school grade level at this school and their parents were included.

REPORT OF PRINCIPAL AND SCHOOL IMPROVEMENT COUNCIL

The mission of Greenwood Elementary School (GES) is to help students reach their greatest potential. Our continued commitment to help students achieve this potential and prepare them for the future is evident in the dedication and cooperation of our teachers, staff, parents, volunteers and community members.

Greenwood is fully accredited by the South Carolina Department of Education and Southern Association of Colleges and Schools. Greenwood is a four time recipient of the Palmetto Gold and Silver Award for achievements based on levels of general performance. Outstanding features of GES include its literacy and technology programs. Reading Recovery, Literacy Lab and Renaissance Place help to foster a strong foundation and love of reading. Technology offerings include two full-time computer labs, a mobile wireless laptop lab, three mobile iPad carts, SCETV Video streaming programming, interactive whiteboards in every classroom, and student response systems which are integrated across the curriculum for differentiated instruction.

Extra-curricular activities at Greenwood include: Student Council, BETA Club, Safety Patrols, WGES Morning production, Chorus, Bells, Band, Strings, Cheer Squads, Good News Club, Girl Scouts, Speed Cup Stacking Club and Monthly Skate Nights. Students are also involved in school wide giving campaigns which include Jump Rope for Heart, Wreaths across America, a Humane Society donation project, a Fall Food Drive and a Hat and Mitten Giving Tree. Through these activities students are able to develop social skills and responsibility as well as individual talents.

At Greenwood, we believe it takes a combined effort to educate and prepare today's youth for the challenges of tomorrow. This belief is exemplified through our membership in the National Network of Partnership Schools, in the involvement of our Association of Parents and Teachers, in our Faith Based Mentoring Program, and through our School Improvement Council. Stakeholders work diligently to help meet the needs of our school by supporting school wide programs and projects that make GES a place for children to grow, excel and succeed.

David Copeland, School Improvement Council Chairman
Susan Hartwig, Principal

Comprehensive detail, including definitions of ratings, performance criteria, and explanations of status, is available on www.ed.sc.gov and www.eoc.sc.gov as well as school and school district websites.

Printed versions are available from school districts upon request.

Abbreviations Key

N/A Not Applicable N/AV Not Available N/C Not Collected N/R Not Reported I/S Insufficient Sample TBD To be determined
NI Newly Identified CSI Continuing School Improvement CA Corrective Action RP Plan to Restructure R Restructure DELAY School Improvement Status HOLD School Improvement Status