



# SC Annual School Report Card Summary

**Delmae Heights Elementary School**  
**Florence 1**  
**Grades: K-4** Enrollment: 615  
**Principal: Roy Ann Jolley**  
**Superintendent: Allie E. Brooks**  
**Board Chair: Porter Stewart**

## PERFORMANCE

Comprehensive detail, including definitions of ratings, performance criteria, and explanations of status, is available on [www.ed.sc.gov](http://www.ed.sc.gov) and [www.eoc.sc.gov](http://www.eoc.sc.gov) as well as school and school district websites. Printed versions are available from school districts upon request.

YEAR	ABSOLUTE RATING	GROWTH RATING	PALMETTO GOLD AND SILVER AWARD		ESEA/FEDERAL ACCOUNTABILITY RATING SYSTEM	
			General Performance	Closing the Gap	ESEA Grade	Accountability Indicator
2013	Excellent	Average	TBD	TBD	A	Reward
2012	Good	Average	N/A	N/A	A	Reward
2011	Average	Average	Silver	N/A	Not Met	N/A

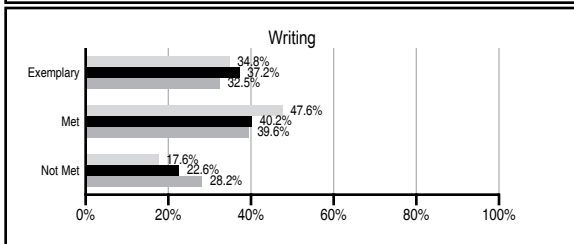
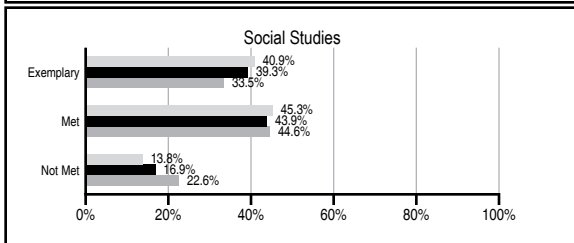
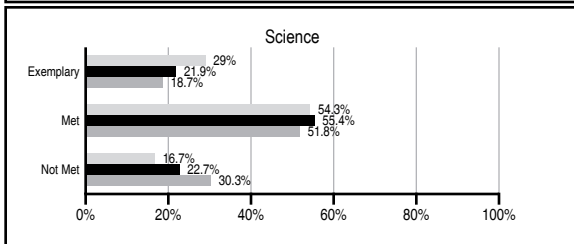
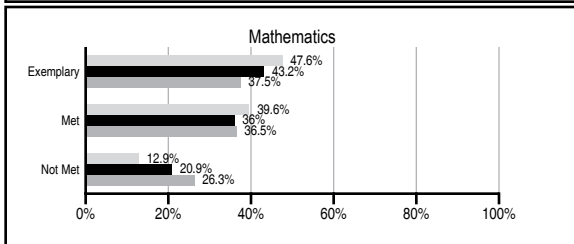
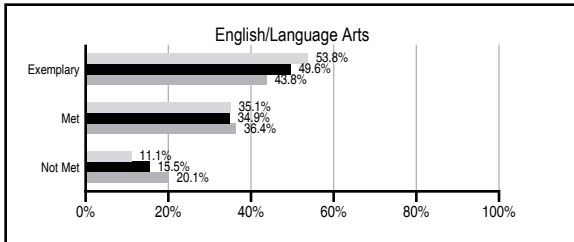
## ABSOLUTE RATINGS OF ELEMENTARY SCHOOLS WITH STUDENTS LIKE OURS\*

EXCELLENT	GOOD	AVERAGE	BELOW AVERAGE	AT-RISK
43	39	23	0	1

\* Ratings are calculated with data available by 11/07/2013. Schools with Students Like Ours are Elementary Schools with Poverty Indices of no more than 5% above or below the index for this school.

## PASS PERFORMANCE

Our School
  Elementary Schools with Students Like Ours
  Elementary schools statewide



## NAEP PERFORMANCE\*

\* Performance reported for SC and nation, data not available at school level. Percentages at NAEP Achievement Levels.



## SC PERFORMANCE VISION

*By 2020 all students will graduate with the knowledge and skills necessary to compete successfully in the global economy, participate in a democratic society and contribute positively as members of families and communities.*

### Abbreviations Key

N/A Not Applicable N/AV Not Available N/C Not Collected N/R Not Reported I/S Insufficient Sample TBD To be determined

# Delmae Heights Elementary School [Florence 1]

## SCHOOL PROFILE

	Our School	Change from Last Year	Elementary Schools with Students Like Ours	Median Elementary School
<b>Students (n=615)</b>				
Retention rate	0.8%	Down from 0.9%	1.1%	0.9%
Attendance rate	95.9%	Down from 96.1%	96.3%	96.3%
Served by gifted and talented program	4.2%	N/A	9.5%	7.2%
With disabilities	11.2%	N/A	12.3%	12.4%
Older than usual for grade	1.3%	N/A	1.9%	1.9%
Out-of-school suspensions or expulsions for violent and/or criminal offenses	0.0%	No Change	0.0%	0.0%
<b>Teachers (n=41)</b>				
Teachers with advanced degrees	51.2%	Up from 48.0%	63.5%	62.5%
Continuing contract teachers	90.2%	Up from 82.0%	86.5%	83.3%
Teachers returning from previous year	87.4%	Down from 92.1%	89.6%	88.3%
Teacher attendance rate	96.8%	Down from 99.5%	94.9%	95.0%
Average teacher salary*	\$45,129	Up 5.2%	\$49,234	\$48,193
Classes not taught by highly qualified teachers	1.4%	Up from 0.0%	0.0%	0.0%
Professional development days/teacher	21.3 days	Up from 19.2 days	11.5 days	11.0 days
<b>School</b>				
Principal's years at school	13.0	Up from 12.0	6.0	4.0
Student-teacher ratio in core subjects	16.5 to 1	Up from 15.4 to 1	20.8 to 1	20.1 to 1
Prime instructional time	91.9%	Down from 95.1%	90.1%	90.0%
Opportunities in the arts	Good	No Change	Good	Good
SACS accreditation	Yes	No Change	Yes	Yes
Parents attending conferences	100.0%	Up from 99.4%	100.0%	100.0%
Character development program	Excellent	No Change	Excellent	Excellent
Dollars spent per pupil**	\$6,116	Up 0.0%	\$6,966	\$7,364
Percent of expenditures for instruction**	67.0%	Down from 70.7%	68.0%	68.0%
Percent of expenditures for teacher salaries**	65.0%	Down from 68.6%	66.0%	66.0%
ESEA composite index score	99.8	Up from 94.2	90.1	88.0

\* Length of contract = 185+ days.

\*\* Prior year audited financial data available.

## EVALUATION RESULTS

	Teachers	Students*	Parents*
Number of surveys returned	27	97	60
Percent satisfied with learning environment	92.6%	77.4%	83.3%
Percent satisfied with social and physical environment	92.6%	81%	83.7%
Percent satisfied with school-home relations	88.5%	83.3%	85.2%

\*Only students at the highest elementary school grade level at this school and their parents were included.

## REPORT OF PRINCIPAL AND SCHOOL IMPROVEMENT COUNCIL

Parents, Community, and All Delmae Stakeholders,

Delmae Heights Elementary School prides itself on being a school where "Kids and Character Count"! Our staff strives for academic excellence for all students through a program of instructional excellence which includes both staff development for teachers and classroom instruction for students.

Our school wide instructional emphasis includes, differentiated instruction based on data, inclusion of supplemental instructional programs to include Reading Renaissance, Accelerated Math, Math Out of the Box, Everyday Calendar Counts Math, Science Foss Kits, Literacy Workstations, Thinking Maps and an increase use of technology to enhance instruction. Four of our teachers are National Board certified and we have had five finalists in the District's Teacher of the Year Program. These effective instructional programs along with dedicated staff high expectations for students has resulted in Delmae

being the recipient of six Palmetto Silver Awards, a second time recipient of an FSD1 School Foundation Grant for technology, inclusion in NNPS's Promising Practices Publication and being the recipient of an Emerging School of Character Award.

Our school-wide character emphasis includes a school wide Character Curriculum (Character Counts). Students are also involved in many service projects throughout the year that provide opportunities to support local and national organizations such as Harvest Hope and Operation Christmas Child.

Our SIC and APT parent groups plan and carry out meetings, address concerns and issues that affect our school, sponsor fundraisers and other school events which build a sense of family and raise monies for educational, recreational, and beautification projects at our school. We are also a member of NNPS (National Network of Partnership Schools) and sponsor four Title One Family Nights each year.

Community and business partnerships also play a role in our school. Our school is a part of the district's Faith-Based Volunteer Initiative. In addition, our APT volunteers, monthly Pro Dads Breakfast and Helping Hands Programs provide additional opportunities for parent and community involvement.

Visit our Picture Parade (a link on our website) for a complete pictorial representation of our school activities, programs and yearly highlights. All of these things – instruction, extracurricular activities, parent and community involvement, and character education – continue to educate the head, the heart and the hands of our students while making Delmae a "Place Where Kids and Character Count and where we are "All on the Same Team!"

Roy Ann Jolley, Principal Anne Adams, SIC Chairperson

Comprehensive detail, including definitions of ratings, performance criteria, and explanations of status, is available on [www.ed.sc.gov](http://www.ed.sc.gov) and [www.eoc.sc.gov](http://www.eoc.sc.gov) as well as school and school district websites.

Printed versions are available from school districts upon request.

### Abbreviations Key

N/A Not Applicable N/AV Not Available N/C Not Collected N/R Not Reported I/S Insufficient Sample TBD To be determined

NI Newly Identified CSI Continuing School Improvement CA Corrective Action RP Plan to Restructure R Restructure DELAY School Improvement Status HOLD School Improvement Status