



SC Annual School Report Card Summary

Carver Elementary School
Florence 1

Grades: PK-4

Enrollment: 627

Principal: Chris Rogers

Superintendent: Allie E. Brooks

Board Chair: Porter Stewart

PERFORMANCE

Comprehensive detail, including definitions of ratings, performance criteria, and explanations of status, is available on www.ed.sc.gov and www.eoc.sc.gov as well as school and school district websites. Printed versions are available from school districts upon request.

YEAR	ABSOLUTE RATING	GROWTH RATING	PALMETTO GOLD AND SILVER AWARD		ESEA/FEDERAL ACCOUNTABILITY RATING SYSTEM	
			General Performance	Closing the Gap	ESEA Grade	Accountability Indicator
2013	Excellent	Excellent	TBD	TBD	A	N/A
2012	Excellent	Excellent	Gold	N/A	A	N/A
2011	Excellent	Excellent	Gold	Silver	Met	N/A

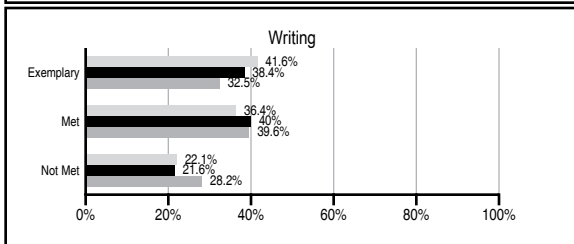
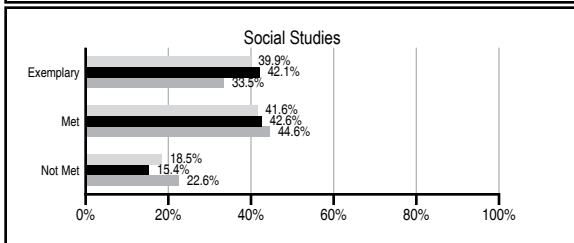
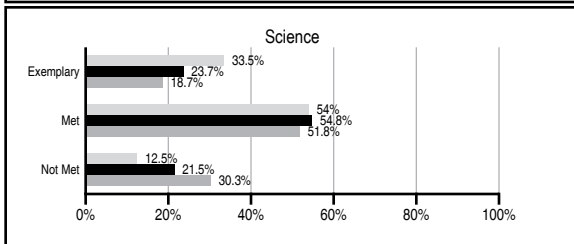
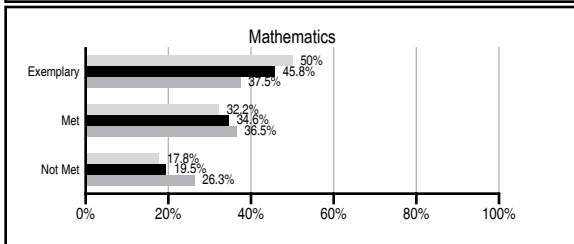
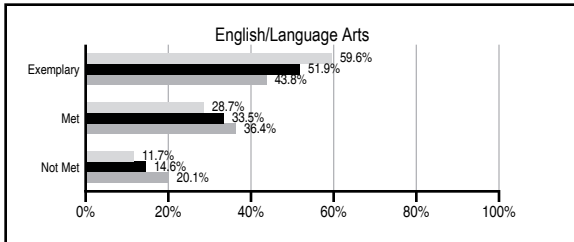
ABSOLUTE RATINGS OF ELEMENTARY SCHOOLS WITH STUDENTS LIKE OURS*

EXCELLENT	GOOD	AVERAGE	BELOW AVERAGE	AT-RISK
39	33	9	0	1

* Ratings are calculated with data available by 11/07/2013. Schools with Students Like Ours are Elementary Schools with Poverty Indices of no more than 5% above or below the index for this school.


PASS PERFORMANCE

Our School
 Elementary Schools with Students Like Ours
 Elementary schools statewide



NAEP PERFORMANCE*

* Performance reported for SC and nation, data not available at school level. Percentages at NAEP Achievement Levels.



SC PERFORMANCE VISION

By 2020 all students will graduate with the knowledge and skills necessary to compete successfully in the global economy, participate in a democratic society and contribute positively as members of families and communities.

Abbreviations Key

N/A Not Applicable N/AV Not Available N/C Not Collected N/R Not Reported I/S Insufficient Sample TBD To be determined

Carver Elementary School [Florence 1]

SCHOOL PROFILE

	Our School	Change from Last Year	Elementary Schools with Students Like Ours	Median Elementary School
Students (n=627)				
Retention rate	0.8%	Down from 1.4%	0.9%	0.9%
Attendance rate	96.4%	Down from 96.8%	96.4%	96.3%
Served by gifted and talented program	3.3%	N/A	10.0%	7.2%
With disabilities	13.1%	N/A	11.5%	12.4%
Older than usual for grade	2.3%	N/A	1.5%	1.9%
Out-of-school suspensions or expulsions for violent and/or criminal offenses	0.5%	Up from 0.0%	0.0%	0.0%
Teachers (n=48)				
Teachers with advanced degrees	60.4%	Down from 60.7%	65.1%	62.5%
Continuing contract teachers	93.8%	Down from 94.6%	86.7%	83.3%
Teachers returning from previous year	89.8%	Down from 94.5%	90.0%	88.3%
Teacher attendance rate	96.2%	Down from 98.3%	95.2%	95.0%
Average teacher salary*	\$52,006	Up 2.1%	\$49,719	\$48,193
Classes not taught by highly qualified teachers	1.2%	Down from 2.1%	0.0%	0.0%
Professional development days/teacher	10.7 days	Up from 10.1 days	11.9 days	11.0 days
School				
Principal's years at school	4.0	Up from 3.0	5.0	4.0
Student-teacher ratio in core subjects	19.7 to 1	Down from 23.9 to 1	20.7 to 1	20.1 to 1
Prime instructional time	92.2%	Down from 95.1%	90.5%	90.0%
Opportunities in the arts	Good	No Change	Good	Good
SACS accreditation	Yes	No Change	Yes	Yes
Parents attending conferences	97.7%	Down from 100.0%	100.0%	100.0%
Character development program	Average	No Change	Excellent	Excellent
Dollars spent per pupil**	\$6,658	Up 3.2%	\$7,060	\$7,364
Percent of expenditures for instruction**	71.0%	Down from 72.4%	69.0%	68.0%
Percent of expenditures for teacher salaries**	69.0%	Down from 70.9%	67.0%	66.0%
ESEA composite index score	97.6	Down from 97.9	90.9	88.0

* Length of contract = 185+ days.

** Prior year audited financial data available.

EVALUATION RESULTS

	Teachers	Students*	Parents*
Number of surveys returned	52	108	86
Percent satisfied with learning environment	98%	91.6%	87.2%
Percent satisfied with social and physical environment	100%	90.6%	93.2%
Percent satisfied with school-home relations	98.1%	92.5%	89.8%

*Only students at the highest elementary school grade level at this school and their parents were included.

REPORT OF PRINCIPAL AND SCHOOL IMPROVEMENT COUNCIL

Carver Elementary School provides excellent service for approximately 745 students from pre-kindergarten to 4th grade. Our mission is to prepare students to become productive, responsible citizens and lifelong learners. This year, our school population decreased due to the opening of a brand new school in our district. Approximately 450 students were rezoned from Carver to attend the new school while approximately 220 students were rezoned from another school to attend Carver. Carver is an award-winning school, meeting AYP for the past 8 years. Other state recognitions include "Closing the Achievement Gap" between subgroups in 2006, 2007, 2008, 2009, 2010, and 2011, receiving the Palmetto Gold and Silver Award, as well as receiving the National Blue Ribbon Award, Physical Fitness and Healthy School Award, and the SMART Showcase School Award. Carver has also been recognized as a Red Carpet School and a School of Promise.

Carver has an exceptional staff, with 80% holding advanced degrees and 100% meeting the federal standards for "Highly Qualified". Teachers pursue ongoing professional development to ensure that best practices are available to all students. Carver utilizes an integrated standard-based curriculum that emphasizes technology. Technology resources used to engage students include a portable wireless lab, software programs, internet resources, computer lab activities, SMART Boards, SMART Response Systems, Flash Masters, and Streamline Videos. Carver has a balanced language arts program providing a literacy lab, Reading Renaissance, and "Write from the Beginning", a writing program that is used in K-4. In math, a variety of hands-on programs such as Everyday Math, Everyday Counts Calendar Math and Math 4 Today are used.

MAP testing is completed in the fall to help identify student levels in reading, language, and math. The students take the MAP test again in the Winter and Spring to determine growth in these areas. Compass Learning Odyssey, a computer-based program, is used in conjunction with MAP to provide engaging activities for differing levels of achievement and learning styles. Other programs include a computer lab, art, music, science lab, and physical education. At Carver, our parents and community are significantly involved. Carver has an active PTO and School Improvement Council. Volunteers can be found serving as tutors, mentors, and working with our Positive Behavior System (Bear Bucks), just to name a few areas. Carver has numerous contributors and community, business, and college partners, including our Faith Based Volunteers and Good News Club. Carver offers many enrichment opportunities for our students. A variety of school clubs are available throughout the year. These include the Carver Cares Club, Green Team Club, Sketchbook, Drama, Game Wizards, Tech Detecting, CSI, Cheerleading, Sports of All Sorts, Chorus, and MADD Science. Leadership opportunities offered include Safety Patrols, Morning Show, and Wee Deliver. Character programs such as Steps to Respect, Core Essentials, Second Step, and Character Counts are used. Carver also has strong student recognition programs, including Terrific Kids, Principals, Celebrity Student, Honor Roll, Perfect Attendance, Bus of the Month and Reading Renaissance awards. Students are also involved in many service projects throughout the year. These include Harvest Hope Food Drive, Relay for Life, Pennies for Patients, Jump Rope for Heart, Toys for Tots, and Florence Humane Society. In summary, all of the above makes Carver "A Great Place To Learn".

Chris Rogers Principal

Julie Knight School Improvement Council Chair

Comprehensive detail, including definitions of ratings, performance criteria, and explanations of status, is available on www.ed.sc.gov and www.eoc.sc.gov as well as school and school district websites.

Printed versions are available from school districts upon request.

Abbreviations Key

N/A Not Applicable N/AV Not Available N/C Not Collected N/R Not Reported I/S Insufficient Sample TBD To be determined

NI Newly Identified CSI Continuing School Improvement CA Corrective Action RP Plan to Restructure R Restructure DELAY School Improvement Status HOLD School Improvement Status