



SC Annual School Report Card Summary

Briggs Elementary School
 Florence 1
 Grades: K-6 Enrollment: 687
 Principal: Martin Schmid
 Superintendent: Allie E. Brooks
 Board Chair: Porter Stewart

PERFORMANCE

Comprehensive detail, including definitions of ratings, performance criteria, and explanations of status, is available on www.ed.sc.gov and www.eoc.sc.gov as well as school and school district websites. Printed versions are available from school districts upon request.

YEAR	ABSOLUTE RATING	GROWTH RATING	PALMETTO GOLD AND SILVER AWARD		ESEA/FEDERAL ACCOUNTABILITY RATING SYSTEM	
			General Performance	Closing the Gap	ESEA Grade	Accountability Indicator
2013	Average	Average	TBD	TBD	B	N/A
2012	Good	Average	N/A	N/A	A	N/A
2011	Good	Good	Silver	N/A	Not Met	CA

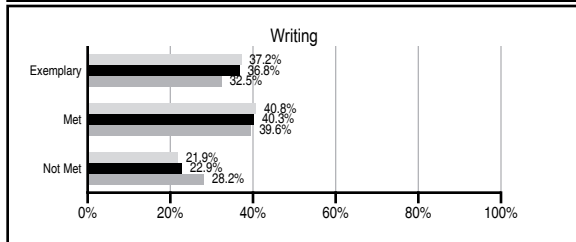
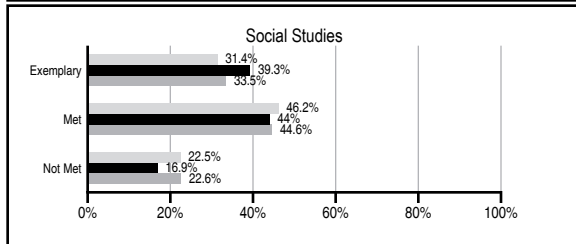
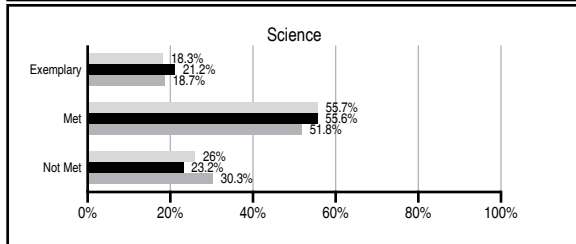
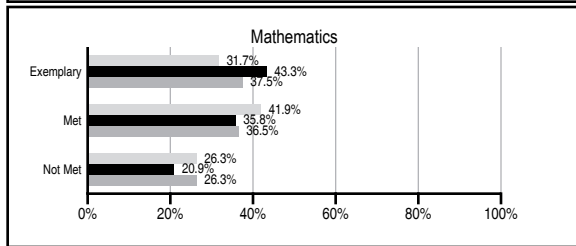
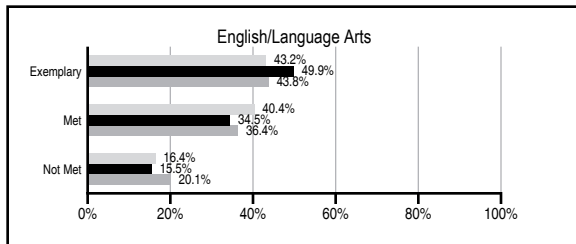
ABSOLUTE RATINGS OF ELEMENTARY SCHOOLS WITH STUDENTS LIKE OURS*

EXCELLENT	GOOD	AVERAGE	BELOW AVERAGE	AT-RISK
40	41	23	0	1

* Ratings are calculated with data available by 11/07/2013. Schools with Students Like Ours are Elementary Schools with Poverty Indices of no more than 5% above or below the index for this school.

PASS PERFORMANCE

Our School Elementary Schools with Students Like Ours Elementary schools statewide



NAEP PERFORMANCE*

* Performance reported for SC and nation, data not available at school level. Percentages at NAEP Achievement Levels.



SC PERFORMANCE VISION

By 2020 all students will graduate with the knowledge and skills necessary to compete successfully in the global economy, participate in a democratic society and contribute positively as members of families and communities.

Abbreviations Key

N/A Not Applicable N/AV Not Available N/C Not Collected N/R Not Reported I/S Insufficient Sample TBD To be determined

Briggs Elementary School [Florence 1]

SCHOOL PROFILE

	Our School	Change from Last Year	Elementary Schools with Students Like Ours	Median Elementary School
Students (n=687)				
Retention rate	2.7%	Up from 2.2%	0.9%	0.9%
Attendance rate	95.8%	Down from 96.0%	96.4%	96.3%
Served by gifted and talented program	10.8%	N/A	9.4%	7.2%
With disabilities	13.3%	N/A	12.3%	12.4%
Older than usual for grade	4.6%	N/A	1.7%	1.9%
Out-of-school suspensions or expulsions for violent and/or criminal offenses	0.0%	No Change	0.0%	0.0%
Teachers (n=42)				
Teachers with advanced degrees	66.7%	Up from 63.4%	64.0%	62.5%
Continuing contract teachers	92.9%	Down from 100.0%	86.8%	83.3%
Teachers returning from previous year	92.2%	Up from 90.3%	89.4%	88.3%
Teacher attendance rate	96.4%	Down from 99.1%	95.0%	95.0%
Average teacher salary*	\$50,703	Up 4.4%	\$49,217	\$48,193
Classes not taught by highly qualified teachers	0.6%	Up from 0.3%	0.0%	0.0%
Professional development days/teacher	8.1 days	Down from 10.7 days	11.5 days	11.0 days
School				
Principal's years at school	15.0	Up from 14.0	5.0	4.0
Student-teacher ratio in core subjects	20.2 to 1	Up from 19.3 to 1	20.7 to 1	20.1 to 1
Prime instructional time	91.5%	Down from 94.5%	90.3%	90.0%
Opportunities in the arts	Good	No Change	Good	Good
SACS accreditation	Yes	No Change	Yes	Yes
Parents attending conferences	99.2%	Down from 100.0%	100.0%	100.0%
Character development program	Excellent	No Change	Excellent	Excellent
Dollars spent per pupil**	\$6,222	Down 6.9%	\$7,077	\$7,364
Percent of expenditures for instruction**	65.0%	Down from 66.6%	68.0%	68.0%
Percent of expenditures for teacher salaries**	64.0%	Down from 64.7%	66.0%	66.0%
ESEA composite index score	88.0	Down from 93.1	90.3	88.0

* Length of contract = 185+ days.

** Prior year audited financial data available.

EVALUATION RESULTS

	Teachers	Students*	Parents*
Number of surveys returned	46	114	64
Percent satisfied with learning environment	97.8%	88.6%	90.6%
Percent satisfied with social and physical environment	95.6%	85.8%	95.4%
Percent satisfied with school-home relations	95.6%	85.9%	93.8%

*Only students at the highest elementary school grade level at this school and their parents were included.

REPORT OF PRINCIPAL AND SCHOOL IMPROVEMENT COUNCIL

Dear Parents and Stakeholders of Briggs Elementary School,

The entire Briggs community is to be commended for their initiative, dedication, and hard work during the 2012-13 school year. We pride ourselves on the philosophy of meeting the needs of all of our students.

Making a difference and challenging each individual student is our main emphasis. Our school-wide efforts continue to be directed toward established goals that are aligned to Florence School District One and our School Renewal Plan. "Learn" was our yearly theme. Students and staff members participated in several service-learning projects that benefited local, national and international organizations.

We are extremely proud of the significant improvement in PASS scores resulting in state recognition. Our Effective School Plan was implemented to address state standards utilizing data from MAP, Accelerated Math, Tests for Higher Standards and COMPASS assessment tools that identify specific areas of need for each child.

School-wide commitment to early literacy, evidenced through our LEAP Lab, vigorous commitment to technology noted by the allocation of iPads, notebook computers, LCD projectors, Smartboards, document cameras, hardware upgrades, and several software programs, truly made a difference.

Our school continues accreditation with an "All Clear" rating through the Southern Association of Colleges and Schools.

The Briggs Association of Parents and Teachers and the School Improvement Council work in concert to continue to support outstanding initiatives at our school. Their mini grants fund many teacher enrichment activities. Our third annual "Taste of Briggs" was a huge community success.

Our school stakeholders continue to work together to ensure that Briggs remains a wonderful place to grow and be challenged.

Sincerely,

Martin Schmid, Principal Ruth Watts, School Improvement Council Chair

Comprehensive detail, including definitions of ratings, performance criteria, and explanations of status, is available on www.ed.sc.gov and www.eoc.sc.gov as well as school and school district websites.

Printed versions are available from school districts upon request.

Abbreviations Key

N/A Not Applicable N/AV Not Available N/C Not Collected N/R Not Reported I/S Insufficient Sample TBD To be determined

NI Newly Identified CSI Continuing School Improvement CA Corrective Action RP Plan to Restructure R Restructure DELAY School Improvement Status HOLD School Improvement Status