



# SC Annual School Report Card Summary

John W. Moore Intermediate School  
 Florence 1  
 Grades: 5-6 Enrollment: 791  
 Principal: Carol Schweitz  
 Superintendent: Allie E. Brooks  
 Board Chair: Porter Stewart

## PERFORMANCE

Comprehensive detail, including definitions of ratings, performance criteria, and explanations of status, is available on [www.ed.sc.gov](http://www.ed.sc.gov) and [www.eoc.sc.gov](http://www.eoc.sc.gov) as well as school and school district websites. Printed versions are available from school districts upon request.

YEAR	ABSOLUTE RATING	GROWTH RATING	PALMETTO GOLD AND SILVER AWARD		ESEA/FEDERAL ACCOUNTABILITY RATING SYSTEM	
			General Performance	Closing the Gap	ESEA Grade	Accountability Indicator
2013	Good	Average	TBD	TBD	B	N/A
2012	Good	Good	Silver	Silver	A	N/A
2011	Good	Good	Silver	N/A	Not Met	N/A

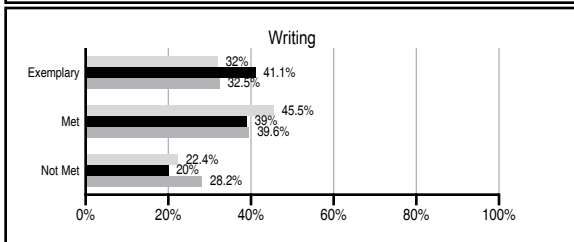
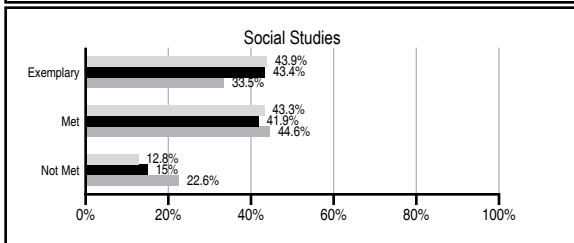
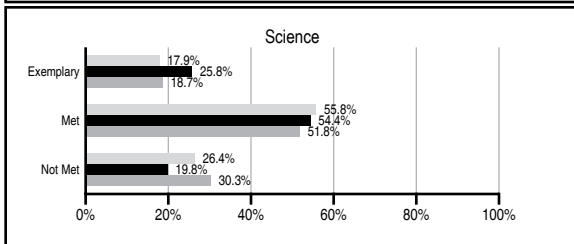
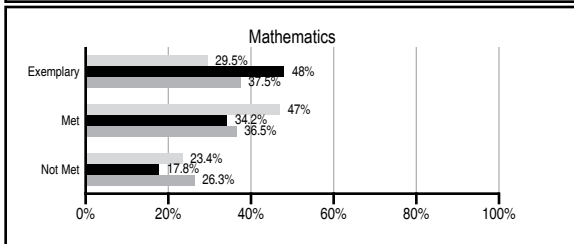
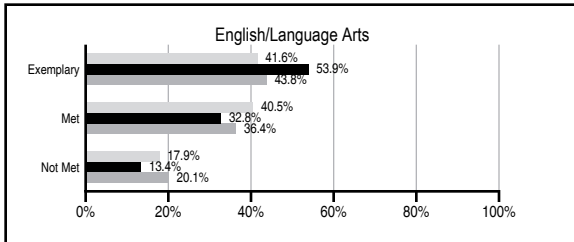
## ABSOLUTE RATINGS OF ELEMENTARY SCHOOLS WITH STUDENTS LIKE OURS\*

EXCELLENT	GOOD	AVERAGE	BELOW AVERAGE	AT-RISK
41	21	4	0	0

\* Ratings are calculated with data available by 11/07/2013. Schools with Students Like Ours are Elementary Schools with Poverty Indices of no more than 5% above or below the index for this school.

## PASS PERFORMANCE

Our School  
 Elementary Schools with Students Like Ours  
 Elementary schools statewide



## NAEP PERFORMANCE\*

\* Performance reported for SC and nation, data not available at school level. Percentages at NAEP Achievement Levels.



## SC PERFORMANCE VISION

*By 2020 all students will graduate with the knowledge and skills necessary to compete successfully in the global economy, participate in a democratic society and contribute positively as members of families and communities.*

### Abbreviations Key

N/A Not Applicable N/AV Not Available N/C Not Collected N/R Not Reported I/S Insufficient Sample TBD To be determined

# John W. Moore Intermediate School [Florence 1]

## SCHOOL PROFILE

	Our School	Change from Last Year	Elementary Schools with Students Like Ours	Median Elementary School
<b>Students (n=791)</b>				
Retention rate	0.0%	No Change	0.9%	0.9%
Attendance rate	96.0%	Down from 96.4%	96.7%	96.3%
Served by gifted and talented program	19.2%	N/A	10.6%	7.2%
With disabilities	16.1%	N/A	11.2%	12.4%
Older than usual for grade	5.6%	N/A	1.4%	1.9%
Out-of-school suspensions or expulsions for violent and/or criminal offenses	0.0%	No Change	0.0%	0.0%
<b>Teachers (n=43)</b>				
Teachers with advanced degrees	62.8%	Up from 56.8%	63.8%	62.5%
Continuing contract teachers	88.4%	Up from 81.8%	82.4%	83.3%
Teachers returning from previous year	88.9%	Down from 91.2%	89.7%	88.3%
Teacher attendance rate	93.0%	Down from 97.2%	95.2%	95.0%
Average teacher salary*	\$46,231	Up 6.1%	\$48,945	\$48,193
Classes not taught by highly qualified teachers	0.5%	Down from 2.1%	0.0%	0.0%
Professional development days/teacher	8.5 days	Down from 13.2 days	10.8 days	11.0 days
<b>School</b>				
Principal's years at school	1.0	No Change	4.0	4.0
Student-teacher ratio in core subjects	23.9 to 1	Down from 24.4 to 1	21.0 to 1	20.1 to 1
Prime instructional time	87.8%	Down from 93.1%	90.7%	90.0%
Opportunities in the arts	Good	No Change	Good	Good
SACS accreditation	Yes	No Change	Yes	Yes
Parents attending conferences	12.7%	Down from 99.0%	100.0%	100.0%
Character development program	Excellent	No Change	Excellent	Excellent
Dollars spent per pupil**	\$5,334	Up 1.4%	\$6,694	\$7,364
Percent of expenditures for instruction**	66.0%	Down from 67.0%	69.0%	68.0%
Percent of expenditures for teacher salaries**	65.0%	Up from 64.7%	67.0%	66.0%
ESEA composite index score	84.6	Down from 95.3	91.7	88.0

\* Length of contract = 185+ days.

\*\* Prior year audited financial data available.

## EVALUATION RESULTS

	Teachers	Students*	Parents*
Number of surveys returned	39	354	167
Percent satisfied with learning environment	94.8%	76.3%	86.3%
Percent satisfied with social and physical environment	92.3%	78.9%	85.4%
Percent satisfied with school-home relations	90%	90.7%	81.5%

\*Only students at the highest elementary school grade level at this school and their parents were included.

## REPORT OF PRINCIPAL AND SCHOOL IMPROVEMENT COUNCIL

The 2012-2013 school year at Moore Intermediate was a unique one for the students, parents, staff and community. At the conclusion of the year, the doors of Moore closed for the very last time. The school is being razed and the Moore family will be transitioning to a brand new school this fall. Although this has been an emotional time for everyone, we have continued to maintain our high expectations and worked diligently to accomplish our school-wide goals. One goal this year was to increase academic achievement in all areas. An academic program before school (Smart Start) and afterschool were utilized to help meet the individual needs of our students. Students have access to two computer labs with a certified teacher and a technology coach to assist with technology integration in all content areas. Teachers have been receiving ongoing professional development with the implementation of Common Core State Standards. Due to the commitment and dedication of our excellent teachers, students are provided the opportunity to enhance their academics and leadership potential by participating in 15 extracurricular clubs/competitions. Moore students were the Florence One champions for the "Battle of the Books" district competition. Our Robotics team won a first place award at the district and state competitions. We are also proud that we received an "A" on the 2012 School Report Card and a Palmetto Silver for General Performance and for Closing the Achievement Gap. We also had 3 teachers to receive NBCT certification. A second goal was to increase parental involvement in our school. In addition to inviting parents to volunteer and serve on our active APT and SIC, several Title I parent workshops and special family events were held to encourage family participation. Events included; Dads in the Dugout, Muffins for Mom, Talent Show, Math Carnival, Family Fun Night, Family Reading Night, June Lane Family & Community Event, Expo/Techno Night, S.A.V.E. (Students Against Violence Everywhere) Family and Community Event, and many others. Moore received an NNPS grant from the Center of Excellence for our Math Carnival and S.A.V.E. event. The focus of our third goal was to increase principles of character education and citizenship in our students. This was the first year that Moore began the implementation of Positive Interventions & Supports. We developed school-wide behavioral expectations for our students and acknowledged positive behavior through programs such as; student of the month, bus of the month, character coupons, academic awards, pep rallies, dances, and other invitations to student events. We integrated the Core Essentials Character Education Program throughout the school and taught the "Steps to Respect" anti-bullying curriculum. The S.A.V.E. club was established to educate students on the need to decrease the potential for violence in our schools and community. Students participated in numerous service learning projects such as Jump Rope for Heart, Pasta for Pennies, several food drives and more. As we begin a new chapter in the history of Moore, we will continue to strive for excellence so that every child will be successful and excel academically. "Moore is where Eagles SOAR!!!"  
 Carol Schweitz, Principa□□□ William Williams, SIC Chair

Comprehensive detail, including definitions of ratings, performance criteria, and explanations of status, is available on [www.ed.sc.gov](http://www.ed.sc.gov) and [www.eoc.sc.gov](http://www.eoc.sc.gov) as well as school and school district websites.

Printed versions are available from school districts upon request.

### Abbreviations Key

N/A Not Applicable N/AV Not Available N/C Not Collected N/R Not Reported I/S Insufficient Sample TBD To be determined  
 NI Newly Identified CSI Continuing School Improvement CA Corrective Action RP Plan to Restructure R Restructure DELAY School Improvement Status HOLD School Improvement Status