



# SC Annual School Report Card Summary

Fairfield Elementary School  
 Fairfield County  
 Grades: PK-6 Enrollment: 542  
 Principal: Dr. Tammy Martin  
 Superintendent: J.R. Green  
 Board Chair: Beth Reid

## PERFORMANCE

Comprehensive detail, including definitions of ratings, performance criteria, and explanations of status, is available on [www.ed.sc.gov](http://www.ed.sc.gov) and [www.eoc.sc.gov](http://www.eoc.sc.gov) as well as school and school district websites. Printed versions are available from school districts upon request.

YEAR	ABSOLUTE RATING	GROWTH RATING	PALMETTO GOLD AND SILVER AWARD		ESEA/FEDERAL ACCOUNTABILITY RATING SYSTEM	
			General Performance	Closing the Gap	ESEA Grade	Accountability Indicator
2013	Below Average	Average	TBD	TBD	F	N/A
2012	Below Average	Below Average	N/A	N/A	D	N/A
2011	At-Risk	Below Average	N/A	N/A	Not Met	CSI

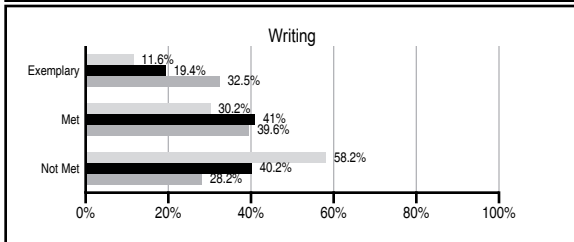
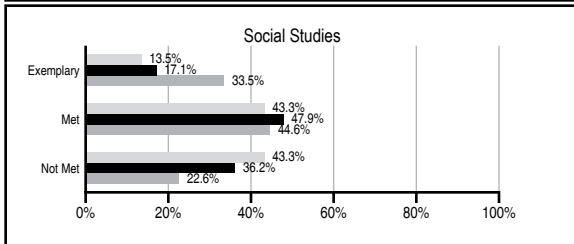
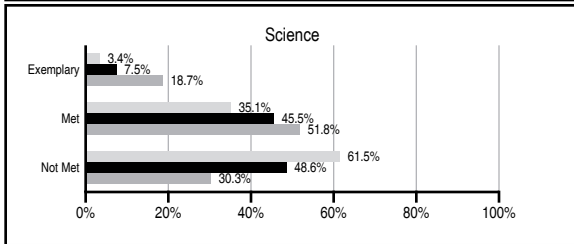
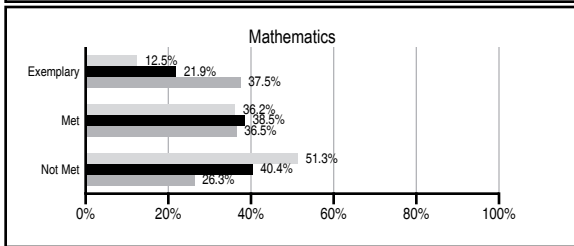
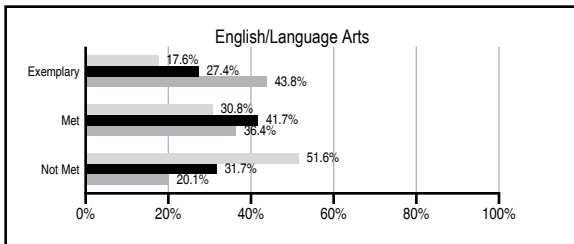
## ABSOLUTE RATINGS OF ELEMENTARY SCHOOLS WITH STUDENTS LIKE OURS\*

EXCELLENT	GOOD	AVERAGE	BELOW AVERAGE	AT-RISK
0	10	87	43	15

\* Ratings are calculated with data available by 11/07/2013. Schools with Students Like Ours are Elementary Schools with Poverty Indices of no more than 5% above or below the index for this school.

## PASS PERFORMANCE

Our School
  Elementary Schools with Students Like Ours
  Elementary schools statewide



## NAEP PERFORMANCE\*

\* Performance reported for SC and nation, data not available at school level. Percentages at NAEP Achievement Levels.



## SC PERFORMANCE VISION

*By 2020 all students will graduate with the knowledge and skills necessary to compete successfully in the global economy, participate in a democratic society and contribute positively as members of families and communities.*

### Abbreviations Key

N/A Not Applicable N/AV Not Available N/C Not Collected N/R Not Reported I/S Insufficient Sample TBD To be determined

# Fairfield Elementary School [Fairfield County]

## SCHOOL PROFILE

	Our School	Change from Last Year	Elementary Schools with Students Like Ours	Median Elementary School
<b>Students (n=542)</b>				
Retention rate	0.9%	Down from 4.9%	1.1%	0.9%
Attendance rate	95.6%	Down from 96.1%	96.0%	96.3%
Served by gifted and talented program	5.6%	N/A	2.6%	7.2%
With disabilities	18.5%	N/A	13.4%	12.4%
Older than usual for grade	2.6%	N/A	3.0%	1.9%
Out-of-school suspensions or expulsions for violent and/or criminal offenses	0.0%	Down from 0.3%	0.0%	0.0%
<b>Teachers (n=50)</b>				
Teachers with advanced degrees	70.0%	Up from 67.3%	59.6%	62.5%
Continuing contract teachers	72.0%	Down from 73.1%	74.3%	83.3%
Teachers returning from previous year	81.3%	Up from 80.1%	84.6%	88.3%
Teacher attendance rate	93.8%	Down from 93.9%	94.9%	95.0%
Average teacher salary*	\$47,124	Up 4.2%	\$45,979	\$48,193
Classes not taught by highly qualified teachers	3.9%	Up from 3.3%	0.0%	0.0%
Professional development days/teacher	11.3 days	Up from 10.2 days	10.4 days	11.0 days
<b>School</b>				
Principal's years at school	3.0	Up from 2.0	3.8	4.0
Student-teacher ratio in core subjects	19.6 to 1	Up from 18.1 to 1	17.8 to 1	20.1 to 1
Prime instructional time	87.7%	Down from 88.6%	89.6%	90.0%
Opportunities in the arts	Good	No Change	Good	Good
SACS accreditation	Yes	No Change	Yes	Yes
Parents attending conferences	100.0%	No Change	100.0%	100.0%
Character development program	Excellent	No Change	Excellent	Excellent
Dollars spent per pupil**	\$9,415	Up 13.3%	\$8,398	\$7,364
Percent of expenditures for instruction**	71.0%	Down from 71.7%	66.0%	68.0%
Percent of expenditures for teacher salaries**	67.0%	Down from 69.1%	63.0%	66.0%
ESEA composite index score	39.0	Down from 65.0	69.1	88.0

\* Length of contract = 185+ days.

\*\* Prior year audited financial data available.

## EVALUATION RESULTS

	Teachers	Students*	Parents*
Number of surveys returned	43	65	43
Percent satisfied with learning environment	65.1%	76.9%	76.7%
Percent satisfied with social and physical environment	72.1%	78.8%	79.6%
Percent satisfied with school-home relations	41.8%	84.9%	79.1%

\*Only students at the highest elementary school grade level at this school and their parents were included.

## REPORT OF PRINCIPAL AND SCHOOL IMPROVEMENT COUNCIL

Fairfield Elementary School used various resources to chart its course toward meeting the vision of teaching, learning, and creating an environment in which students have opportunities to use life skills and lifelong guidelines. The Highly Effective Teaching Model transformed the learning environment through collaboration, use of calm colors, movement, immediate feedback, and an absence of threat. The number of discipline infractions has continued to decrease yearly since 2010.

The absolute report card rating improved from at-risk to below average for the first time since 2008 which attests to our district's theme, "Excellence through Teamwork". In the quest to continue making progress, the acronym L.E.A.D was used to chart our course where there was a focus on Leadership, Effective Teaching, Active Learning, and Data- Driven Decision Making.

Literacy continued to be the focus of one of our goals, and as a result, students read 15 books per quarter, after which they completed vocabulary and reading logs. Students were accountable for their data and were involved in student-led conferences during which they discussed their academic progress with parents. Goal setting conferences were also held with groups during our town hall meetings. Effective teaching strategies were addressed during our WOW (Work it Out) Wednesdays, during which teachers used innovative practices that were engaging and interesting to students. These practices were employed in order to assist students with their learning.

The PTO increased parental involvement by incorporating student performances at each of the meetings. Additional school activities that encouraged parental involvement included the Singing Pirates Club, Jr. Beta Club for 5th and 6th graders, Mother and Son Social, Father and Daughter Social, Quarterly Awards Day Programs, PASS University Saturday Academy, CATCH Fitness night, Brain Snacks, and Brain Gym Exercises. Other initiatives for the 2012-2013 school year included learning clubs, pride referrals, uninterrupted planning days for teachers, pulse checks, a male mentoring program, S.A.I.L (Student Achieving in Literacy), and L.E.A.P (Learning Effective Academic Practices).

Stakeholders are invited to learn more about Fairfield Elementary School by visiting the website at [www.fps.fairfield.k12.sc.us](http://www.fps.fairfield.k12.sc.us) and by reviewing the school's Annual Report to Parents. The website highlights our journey as we strive to go from ordinary to extraordinary. We invite all who are interested to stop by to see us in action as we focus on teaching and learning. Dr. Tammy F. Martin, Principal  
Erica Russell, SIC Chair

Comprehensive detail, including definitions of ratings, performance criteria, and explanations of status, is available on [www.ed.sc.gov](http://www.ed.sc.gov) and [www.eoc.sc.gov](http://www.eoc.sc.gov) as well as school and school district websites.

Printed versions are available from school districts upon request.

### Abbreviations Key

N/A Not Applicable N/AV Not Available N/C Not Collected N/R Not Reported I/S Insufficient Sample TBD To be determined  
NI Newly Identified CSI Continuing School Improvement CA Corrective Action RP Plan to Restructure R Restructure DELAY School Improvement Status HOLD School Improvement Status