



SC Annual School Report Card Summary

Merriwether Elementary School
Edgefield County
Grades: PK-5 **Enrollment: 634**
Principal: Dr. Mendi Tucker
Superintendent: Greg W. Anderson
Board Chair: J. Carroll Wates

PERFORMANCE

Comprehensive detail, including definitions of ratings, performance criteria, and explanations of status, is available on www.ed.sc.gov and www.eoc.sc.gov as well as school and school district websites. Printed versions are available from school districts upon request.

YEAR	ABSOLUTE RATING	GROWTH RATING	PALMETTO GOLD AND SILVER AWARD		ESEA/FEDERAL ACCOUNTABILITY RATING SYSTEM	
			General Performance	Closing the Gap	ESEA Grade	Accountability Indicator
2013	Good	Average	TBD	TBD	C	N/A
2012	Good	Good	Silver	N/A	A	N/A
2011	Good	Good	Silver	N/A	Not Met	CA

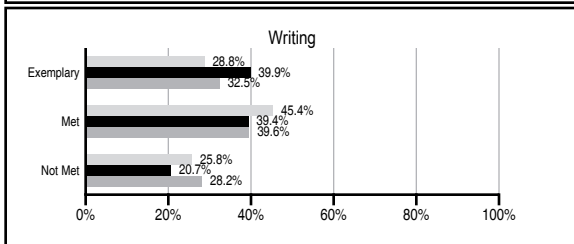
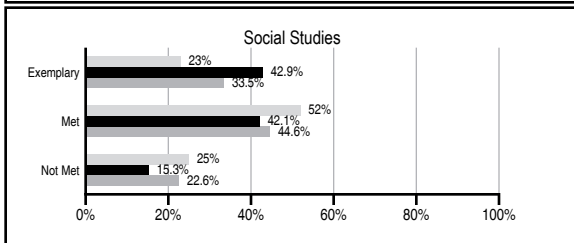
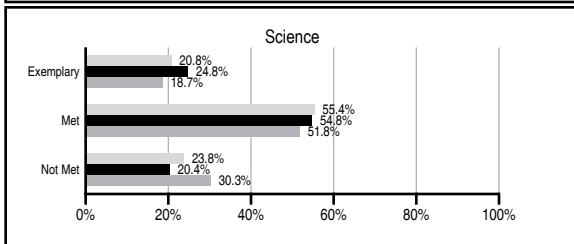
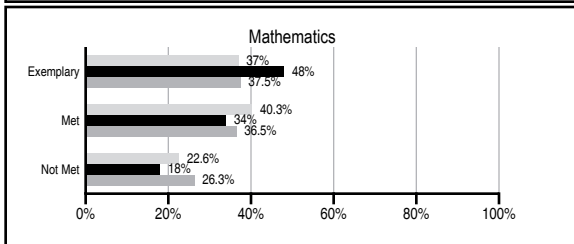
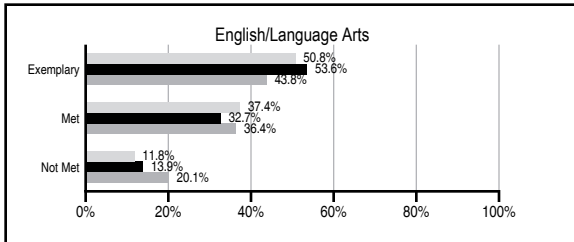
ABSOLUTE RATINGS OF ELEMENTARY SCHOOLS WITH STUDENTS LIKE OURS*

EXCELLENT	GOOD	AVERAGE	BELOW AVERAGE	AT-RISK
39	26	4	0	0

* Ratings are calculated with data available by 11/07/2013. Schools with Students Like Ours are Elementary Schools with Poverty Indices of no more than 5% above or below the index for this school.

PASS PERFORMANCE

Our School
 Elementary Schools with Students Like Ours
 Elementary schools statewide



NAEP PERFORMANCE*

* Performance reported for SC and nation, data not available at school level. Percentages at NAEP Achievement Levels.



SC PERFORMANCE VISION

By 2020 all students will graduate with the knowledge and skills necessary to compete successfully in the global economy, participate in a democratic society and contribute positively as members of families and communities.

Abbreviations Key

N/A Not Applicable N/AV Not Available N/C Not Collected N/R Not Reported I/S Insufficient Sample TBD To be determined

Merriwether Elementary School [Edgefield County]

SCHOOL PROFILE

	Our School	Change from Last Year	Elementary Schools with Students Like Ours	Median Elementary School
Students (n=634)				
Retention rate	2.5%	Up from 1.9%	0.8%	0.9%
Attendance rate	96.8%	Down from 97.0%	96.7%	96.3%
Served by gifted and talented program	10.0%	N/A	10.1%	7.2%
With disabilities	12.7%	N/A	11.3%	12.4%
Older than usual for grade	3.1%	N/A	1.4%	1.9%
Out-of-school suspensions or expulsions for violent and/or criminal offenses	0.0%	No Change	0.0%	0.0%
Teachers (n=46)				
Teachers with advanced degrees	69.6%	Up from 68.1%	63.9%	62.5%
Continuing contract teachers	91.3%	Down from 93.6%	83.3%	83.3%
Teachers returning from previous year	93.4%	Up from 91.7%	89.7%	88.3%
Teacher attendance rate	94.8%	N/R	95.4%	95.0%
Average teacher salary*	\$48,537	Up 3.3%	\$49,245	\$48,193
Classes not taught by highly qualified teachers	0.0%	No Change	0.0%	0.0%
Professional development days/teacher	9.9 days	Up from 8.0 days	11.0 days	11.0 days
School				
Principal's years at school	1.0	Down from 3.0	4.0	4.0
Student-teacher ratio in core subjects	26.4 to 1	Up from 18.5 to 1	20.7 to 1	20.1 to 1
Prime instructional time	90.7%	N/R	90.7%	90.0%
Opportunities in the arts	Good	Up from Fair	Good	Good
SACS accreditation	Yes	No Change	Yes	Yes
Parents attending conferences	100.0%	No Change	100.0%	100.0%
Character development program	Excellent	Up from Good	Excellent	Excellent
Dollars spent per pupil**	\$6,533	Down 0.8%	\$6,888	\$7,364
Percent of expenditures for instruction**	73.0%	Up from 69.9%	69.0%	68.0%
Percent of expenditures for teacher salaries**	71.0%	Up from 68.3%	67.0%	66.0%
ESEA composite index score	73.6	Down from 97.3	91.3	88.0

* Length of contract = 185+ days.

** Prior year audited financial data available.

EVALUATION RESULTS

	Teachers	Students*	Parents*
Number of surveys returned	24	101	66
Percent satisfied with learning environment	100%	85.2%	90.9%
Percent satisfied with social and physical environment	100%	82.8%	94%
Percent satisfied with school-home relations	95.8%	86%	84.8%

*Only students at the highest elementary school grade level at this school and their parents were included.

REPORT OF PRINCIPAL AND SCHOOL IMPROVEMENT COUNCIL

Report of Principal and School Improvement Council
Our School is "Creating Leaders For Tomorrow." MES has implemented this mission for the 2012-2013 school-year and will continue to further implement leadership skills through the Leader in Me Program by Stephen Covey. Leadership, we believe, holds the key to the future with students who are to be prepared for a 21st Century Global Society and have career readiness skills. MES is experiencing growth of a diverse population, and increase in poverty indices as well as maintaining a large group of students from high socio economic families. Therefore, teachers and students have to overcome many barriers due to differences in backgrounds, socio-economic, social, and emotional needs. We are striving to meet the needs of our students through professional development based on common core standards, RTI (Response to Intervention), balanced literacy, strategy based instruction, personalized learning, technology, and how to deal with students of poverty. MES has implemented a data room this year where teachers can work in professional learning communities, collaborate, and have "crucial" conversations about student achievement. Having a data room provides teachers opportunities for planning and developing small group instruction based on trends school wide, grade level, and individual students. RTI provides a means of giving students targeted instruction to close the achievement gap. Teachers are receiving support through MES' Curriculum Team. The team provides professional development sessions, modeling, and planning. The Curriculum Team has been instrumental in assisting the implementation of common core standards, the new reading series, and the new math series. MES uses benchmark testing throughout the year such as Measure of Academic Progress, Aims Web, and PASS. Goals are set to measure growth for grade levels and individuals students for the year. Academic Improvement and Excellence was celebrated by MES this year by being awarded the Palmetto Academic Silver Award from the SC State Department of Education. The support given to MES by all stakeholders enables us to continue with goal of creating 21st Century Global Learners and Citizens. SIC, PTA, faculty, and community support MES Relay For Life raising \$7,800 for the 2012-13 school year. Family nights and events give community members and faculty a chance to "Show Case" our students' talents.
Dr. Mendi Tucker, Principal
Dana Morris, SIC

Comprehensive detail, including definitions of ratings, performance criteria, and explanations of status, is available on www.ed.sc.gov and www.eoc.sc.gov as well as school and school district websites.

Printed versions are available from school districts upon request.

Abbreviations Key

N/A Not Applicable N/AV Not Available N/C Not Collected N/R Not Reported I/S Insufficient Sample TBD To be determined
NI Newly Identified CSI Continuing School Improvement CA Corrective Action RP Plan to Restructure R Restructure DELAY School Improvement Status HOLD School Improvement Status