



SC Annual School Report Card Summary

W. E. Parker Elementary School
 Edgefield County
 Grades: PK-5 Enrollment: 454
 Principal: Gaye W. Holmes
 Superintendent: Greg W. Anderson
 Board Chair: J. Carroll Wates

PERFORMANCE

Comprehensive detail, including definitions of ratings, performance criteria, and explanations of status, is available on www.ed.sc.gov and www.eoc.sc.gov as well as school and school district websites. Printed versions are available from school districts upon request.

YEAR	ABSOLUTE RATING	GROWTH RATING	PALMETTO GOLD AND SILVER AWARD		ESEA/FEDERAL ACCOUNTABILITY RATING SYSTEM	
			General Performance	Closing the Gap	ESEA Grade	Accountability Indicator
2013	Average	Average	TBD	TBD	B	Focus
2012	Average	Average	N/A	N/A	B	Focus
2011	Average	Average	Silver	N/A	Not Met	N/A

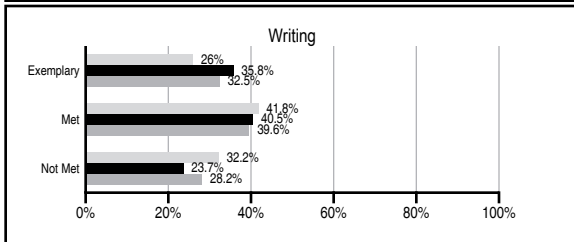
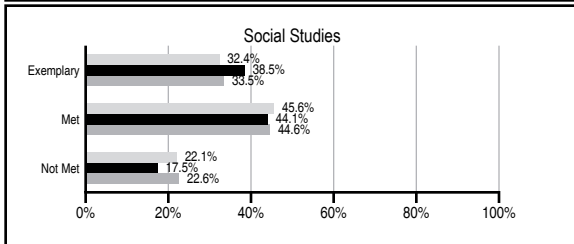
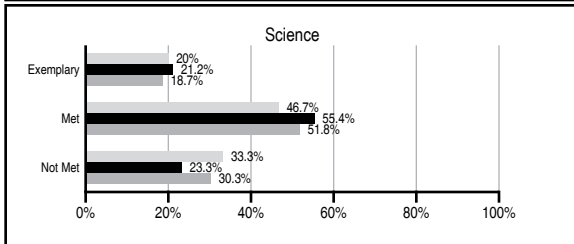
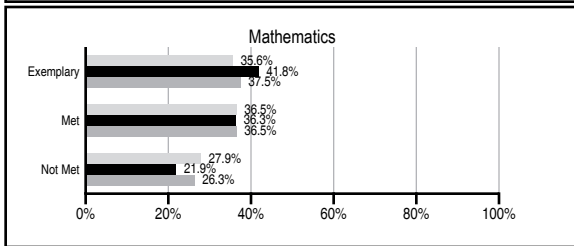
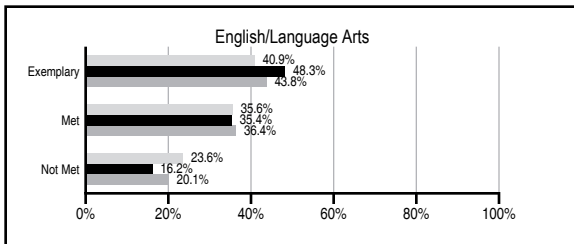
ABSOLUTE RATINGS OF ELEMENTARY SCHOOLS WITH STUDENTS LIKE OURS*

EXCELLENT	GOOD	AVERAGE	BELOW AVERAGE	AT-RISK
38	36	28	0	1

* Ratings are calculated with data available by 11/07/2013. Schools with Students Like Ours are Elementary Schools with Poverty Indices of no more than 5% above or below the index for this school.

PASS PERFORMANCE

Our School
 Elementary Schools with Students Like Ours
 Elementary schools statewide



NAEP PERFORMANCE*

* Performance reported for SC and nation, data not available at school level. Percentages at NAEP Achievement Levels.



SC PERFORMANCE VISION

By 2020 all students will graduate with the knowledge and skills necessary to compete successfully in the global economy, participate in a democratic society and contribute positively as members of families and communities.

Abbreviations Key

N/A Not Applicable N/AV Not Available N/C Not Collected N/R Not Reported I/S Insufficient Sample TBD To be determined

W. E. Parker Elementary School [Edgefield County]

SCHOOL PROFILE

	Our School	Change from Last Year	Elementary Schools with Students Like Ours	Median Elementary School
Students (n=454)				
Retention rate	2.7%	Up from 1.5%	1.1%	0.9%
Attendance rate	96.6%	Down from 96.8%	96.2%	96.3%
Served by gifted and talented program	5.5%	N/A	8.8%	7.2%
With disabilities	16.4%	N/A	12.5%	12.4%
Older than usual for grade	2.8%	N/A	2.1%	1.9%
Out-of-school suspensions or expulsions for violent and/or criminal offenses	0.0%	No Change	0.0%	0.0%
Teachers (n=37)				
Teachers with advanced degrees	75.7%	Up from 72.2%	63.6%	62.5%
Continuing contract teachers	83.8%	Up from 83.3%	85.7%	83.3%
Teachers returning from previous year	94.9%	Up from 91.3%	89.8%	88.3%
Teacher attendance rate	96.2%	N/R	94.9%	95.0%
Average teacher salary*	\$51,105	Up 5.1%	\$48,922	\$48,193
Classes not taught by highly qualified teachers	0.5%	Down from 3.2%	0.0%	0.0%
Professional development days/teacher	9.7 days	Down from 17.1 days	11.4 days	11.0 days
School				
Principal's years at school	6.0	Up from 5.0	5.0	4.0
Student-teacher ratio in core subjects	16.4 to 1	Down from 17.6 to 1	20.7 to 1	20.1 to 1
Prime instructional time	92.0%	N/R	90.0%	90.0%
Opportunities in the arts	Good	No Change	Good	Good
SACS accreditation	Yes	No Change	Yes	Yes
Parents attending conferences	97.1%	Up from 96.6%	100.0%	100.0%
Character development program	Excellent	No Change	Excellent	Excellent
Dollars spent per pupil**	\$7,527	Up 1.5%	\$6,897	\$7,364
Percent of expenditures for instruction**	70.0%	Up from 68.0%	69.0%	68.0%
Percent of expenditures for teacher salaries**	69.0%	Up from 66.7%	66.0%	66.0%
ESEA composite index score	88.4	Up from 81.0	89.8	88.0

* Length of contract = 185+ days.

** Prior year audited financial data available.

EVALUATION RESULTS

	Teachers	Students*	Parents*
Number of surveys returned	31	80	44
Percent satisfied with learning environment	100%	92.5%	88.6%
Percent satisfied with social and physical environment	100%	87.2%	86.4%
Percent satisfied with school-home relations	100%	88.4%	84.1%

*Only students at the highest elementary school grade level at this school and their parents were included.

REPORT OF PRINCIPAL AND SCHOOL IMPROVEMENT COUNCIL

W. E. Parker Elementary remains committed to excellence and to "Preparing our Children for the Real World the Right Way"! Although we did not make AYP this year, we were awarded a "B" rating on our school report card. Our goal is to improve student achievement and this score to an "A" rating.

To help us achieve our goal, we are continually reviewing data to identify our focus groups and problem areas where curriculum is concerned. MAP and PASS data were reviewed by our leadership team and revealed that our African American students, special needs students, and students receiving subsidized meals were weak in the area of math. This year we were able to have two part-time interventionists work with small groups of students in math using a research based curriculum. After school tutoring was offered to targeted students. In an effort to accommodate our special needs population, an Early Bird Math program was established. Other measures that we have in place to boost achievement include Study Island, FASTT Math, Ten Marks, and Odyssey. In addition to other testing measures, AIMS Web was utilized this year for progress monitoring of our subgroups and adjustments were made to our groups and to the curriculum as needed. Our teachers are receiving professional development on the Common Core standards and weekly TAP cluster meetings focused on research based strategies that are proving to be successful for all students. Chrome books were also a new element of technology introduced this year to help students be better prepared for college and career.

Students at W. E. Parker are actively involved in their education. This year our fine arts department presented Seussical the Musical. In addition, this group performed for the District Fine Arts Festival, for the Edgefield County Christmas Parade, and for our local senior citizens. Fifth graders have the opportunity to be a part of the Jr. Beta Club, office helpers, library helpers, safety patrol, school store clerks, and members of the flag core. In addition, our students and staff demonstrated their giving spirit by supporting Relay for Life, Jump Rope for Heart, St. Jude's Children's Hospital, Edgefield County Food Bank, and the March of Dimes.

Parental involvement continues to be essential to our school's success. We had a special Data Night for parents of students in grades 3-5 to discuss MAP, PASS, and other assessment information. Our PTO and School Improvement Council continue to work and support all our endeavors, and we greatly appreciate all that they do.

As we look ahead to a new school year, we will remain committed to providing a family-friendly environment that fosters respectfulness, responsibility, and readiness to learn. Together we will make a difference for our students!

Comprehensive detail, including definitions of ratings, performance criteria, and explanations of status, is available on www.ed.sc.gov and www.eoc.sc.gov as well as school and school district websites.

Printed versions are available from school districts upon request.

Abbreviations Key

N/A Not Applicable N/AV Not Available N/C Not Collected N/R Not Reported I/S Insufficient Sample TBD To be determined

NI Newly Identified CSI Continuing School Improvement CA Corrective Action RP Plan to Restructure R Restructure DELAY School Improvement Status HOLD School Improvement Status