



# SC Annual School Report Card Summary

Johnston Elementary  
 Edgefield County  
 Grades: PK-5 Enrollment: 283  
 Principal: Fredrick Bruce Lee  
 Superintendent: Greg W. Anderson  
 Board Chair: J. Carroll Wates

## PERFORMANCE

Comprehensive detail, including definitions of ratings, performance criteria, and explanations of status, is available on [www.ed.sc.gov](http://www.ed.sc.gov) and [www.eoc.sc.gov](http://www.eoc.sc.gov) as well as school and school district websites. Printed versions are available from school districts upon request.

YEAR	ABSOLUTE RATING	GROWTH RATING	PALMETTO GOLD AND SILVER AWARD		ESEA/FEDERAL ACCOUNTABILITY RATING SYSTEM	
			General Performance	Closing the Gap	ESEA Grade	Accountability Indicator
2013	Below Average	Excellent	TBD	TBD	D	Priority
2012	Below Average	Average	N/A	N/A	F	Priority
2011	Below Average	Average	Silver	N/A	Not Met	CA

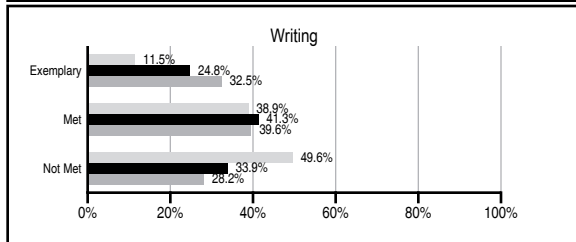
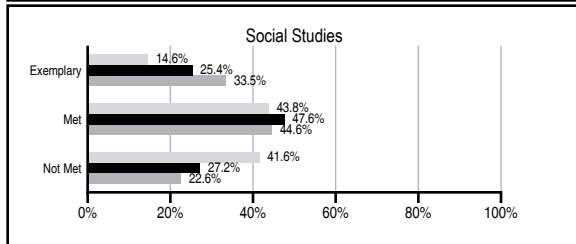
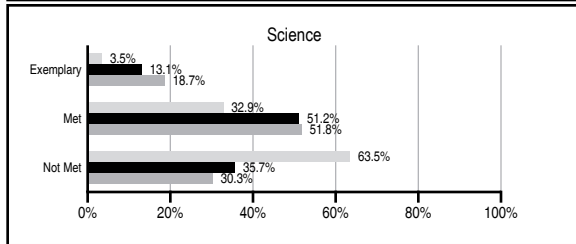
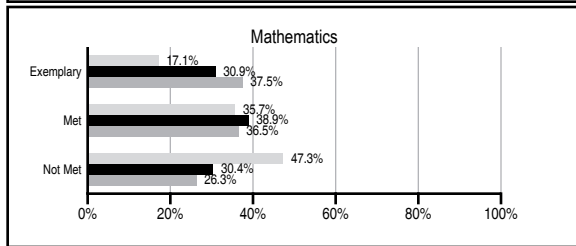
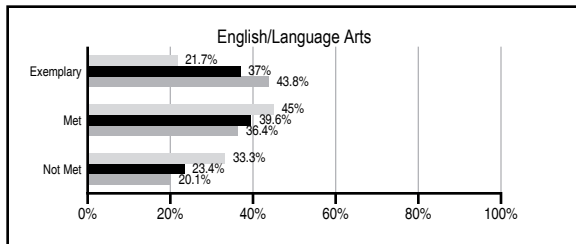
## ABSOLUTE RATINGS OF ELEMENTARY SCHOOLS WITH STUDENTS LIKE OURS\*

EXCELLENT	GOOD	AVERAGE	BELOW AVERAGE	AT-RISK
10	20	92	10	1

\* Ratings are calculated with data available by 11/07/2013. Schools with Students Like Ours are Elementary Schools with Poverty Indices of no more than 5% above or below the index for this school.

## PASS PERFORMANCE

Our School Elementary Schools with Students Like Ours Elementary schools statewide



## NAEP PERFORMANCE\*

\* Performance reported for SC and nation, data not available at school level. Percentages at NAEP Achievement Levels.



## SC PERFORMANCE VISION

By 2020 all students will graduate with the knowledge and skills necessary to compete successfully in the global economy, participate in a democratic society and contribute positively as members of families and communities.

### Abbreviations Key

N/A Not Applicable N/AV Not Available N/C Not Collected N/R Not Reported I/S Insufficient Sample TBD To be determined

# Johnston Elementary [Edgefield County]

## SCHOOL PROFILE

	Our School	Change from Last Year	Elementary Schools with Students Like Ours	Median Elementary School
<b>Students (n=283)</b>				
Retention rate	1.7%	Down from 2.6%	1.2%	0.9%
Attendance rate	96.8%	Down from 97.0%	96.0%	96.3%
Served by gifted and talented program	1.8%	N/A	5.0%	7.2%
With disabilities	18.0%	N/A	14.2%	12.4%
Older than usual for grade	4.3%	N/A	2.6%	1.9%
Out-of-school suspensions or expulsions for violent and/or criminal offenses	0.0%	No Change	0.0%	0.0%
<b>Teachers (n=24)</b>				
Teachers with advanced degrees	58.3%	Down from 63.6%	61.4%	62.5%
Continuing contract teachers	83.3%	Down from 90.9%	83.3%	83.3%
Teachers returning from previous year	90.6%	Up from 87.4%	88.0%	88.3%
Teacher attendance rate	96.4%	N/R	94.6%	95.0%
Average teacher salary*	\$45,917	Up 1.0%	\$47,372	\$48,193
Classes not taught by highly qualified teachers	0.0%	Down from 12.8%	0.0%	0.0%
Professional development days/teacher	12.7 days	Up from 10.4 days	11.1 days	11.0 days
<b>School</b>				
Principal's years at school	5.0	No Change	4.0	4.0
Student-teacher ratio in core subjects	8.0 to 1	Down from 19.1 to 1	19.9 to 1	20.1 to 1
Prime instructional time	92.6%	N/R	89.5%	90.0%
Opportunities in the arts	Good	Up from Fair	Good	Good
SACS accreditation	Yes	No Change	Yes	Yes
Parents attending conferences	100.0%	No Change	100.0%	100.0%
Character development program	Good	No Change	Excellent	Excellent
Dollars spent per pupil**	\$7,411	Up 4.2%	\$7,392	\$7,364
Percent of expenditures for instruction**	60.0%	Down from 61.9%	68.0%	68.0%
Percent of expenditures for teacher salaries**	60.0%	Down from 60.6%	65.0%	66.0%
ESEA composite index score	65.8	Up from 33.3	82.5	88.0

\* Length of contract = 185+ days.

\*\* Prior year audited financial data available.

## EVALUATION RESULTS

	Teachers	Students*	Parents*
Number of surveys returned	26	48	31
Percent satisfied with learning environment	73.1%	85.4%	90.3%
Percent satisfied with social and physical environment	88%	91.7%	81.3%
Percent satisfied with school-home relations	73.1%	89.6%	90.3%

\*Only students at the highest elementary school grade level at this school and their parents were included.

## REPORT OF PRINCIPAL AND SCHOOL IMPROVEMENT COUNCIL

Building on the district's motto that we are preparing our children for the real world the right way, Johnston Elementary School strives for teacher excellence and student growth. Since all children learn differently, we believe there is no one correct teaching method that should be mandated for a school. Our ultimate goal at Johnston Elementary is to give our teachers the tools to prepare all students to be productive citizens in a society that is constantly changing. We believe this can be accomplished by exposing our students to an abundance of educational experiences that will transfer beyond the school environment. All teachers and paraprofessionals at Johnston Elementary are highly qualified and are eager to review new innovative ideas in all teaching areas. We believe hard work, dedication, and a caring attitude towards our students are intangible traits that make a difference in our school. Meeting the needs of our diverse population presents challenges, but we have addressed improvements in math and reading by offering a series of trainings in these areas to teachers at Johnston Elementary. We are moving into our 4th year in The System for Teacher and Student Advancement which requires all teachers to have 4 formal evaluations during the school year. The feedback from these evaluations allows teachers to analyze and improve their teaching skills in the classroom while equally focusing on student improvement. Response To Intervention is another way we provide needed support for student progress, and teachers are provided common planning periods to further diagnose student weaknesses. Every teacher has a data notebook that is used throughout the year to progress monitor the students in their classrooms. These notebooks are used daily for documenting student progress and providing information to parents during conferences. With Common Core quickly approaching, teachers at each grade level designed units during their common planning period to assist with their teaching for the 2013-2014 school year. The Common Core Institute along with district administration provided a series of trainings throughout the year that assisted teachers at Johnston Elementary with the unit plans. One teacher at Johnston Elementary was the recipient of the 2013 Innovative Teaching Mini Grants through Savannah River Nuclear Solutions, LLC. We are proud of the gains that many of our students have made on standardized tests, but as an entire school there are areas where improvement is needed. Our school earned a growth rating of average on the state report card, and we are working diligently with school data, classroom observations, and teacher conferences to find ways to improve our absolute rating. Our After School Program was a way to provide extra help to several students at our school. While academics were the primary focus in our After School Program, students were exposed to the fine arts as well as martial arts. Several of our students will have an extended school year by attending a summer school program that was made available through a state grant. Math and reading will be an area of focus along with a career component. All students at Johnston Elementary will participate in an extended summer reading program which was introduced through the Office of School Transformation. Each student will receive books to take home during the summer to read. Parent participation is required for this reading program along with parent and student documentation. The Johnston Elementary Gifted and Talented Program continue to move forward as new students are identified. This year these students explored paper rockets through the Clemson extension program. Field trips to Hunting Island (Beaufort, SC), National Wild Life Turkey Federation (Edgefield, SC), and The Imperial Theatre (Augusta, Ga) provided real-life and hands on experiences for our students. Teacher cadets from Strom Thurmond High School provided one on one tutoring for

Comprehensive detail, including definitions of ratings, performance criteria, and explanations of status, is available on [www.ed.sc.gov](http://www.ed.sc.gov) and [www.eoc.sc.gov](http://www.eoc.sc.gov) as well as school and school district websites.

Printed versions are available from school districts upon request.

### Abbreviations Key

N/A Not Applicable N/AV Not Available N/C Not Collected N/R Not Reported I/S Insufficient Sample TBD To be determined

NI Newly Identified CSI Continuing School Improvement CA Corrective Action RP Plan to Restructure R Restructure DELAY School Improvement Status HOLD School Improvement Status