



SC Annual School Report Card Summary

Douglas Elementary School
 Edgefield County
 Grades: PK-5 Enrollment: 284
 Principal: Bobby R. Turner
 Superintendent: Greg W. Anderson
 Board Chair: J. Carroll Wates

PERFORMANCE

Comprehensive detail, including definitions of ratings, performance criteria, and explanations of status, is available on www.ed.sc.gov and www.eoc.sc.gov as well as school and school district websites. Printed versions are available from school districts upon request.

YEAR	ABSOLUTE RATING	GROWTH RATING	PALMETTO GOLD AND SILVER AWARD		ESEA/FEDERAL ACCOUNTABILITY RATING SYSTEM	
			General Performance	Closing the Gap	ESEA Grade	Accountability Indicator
2013	Below Average	Good	TBD	TBD	F	N/A
2012	Below Average	Average	N/A	N/A	F	N/A
2011	Average	Good	Silver	Silver	Not Met	N/A

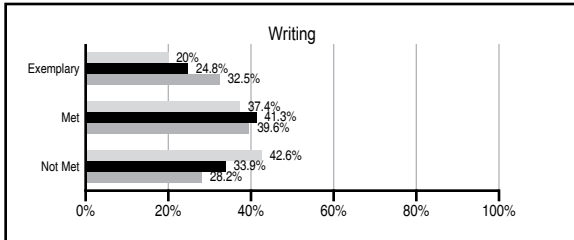
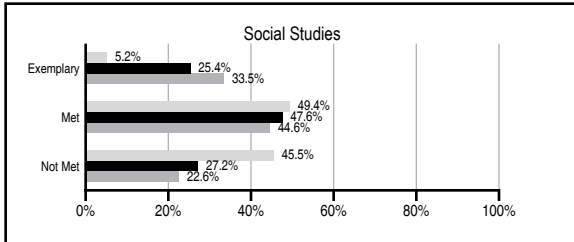
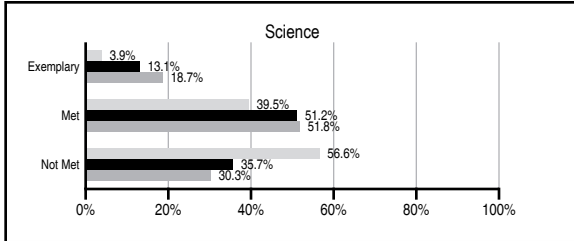
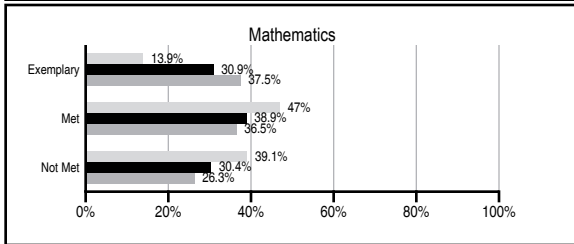
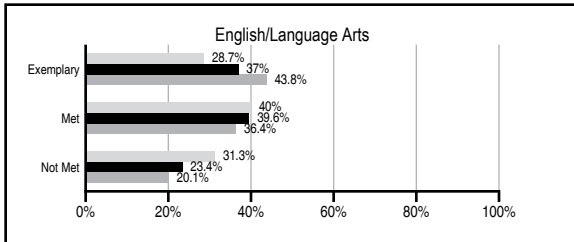
ABSOLUTE RATINGS OF ELEMENTARY SCHOOLS WITH STUDENTS LIKE OURS*

EXCELLENT	GOOD	AVERAGE	BELOW AVERAGE	AT-RISK
10	20	92	10	1

* Ratings are calculated with data available by 11/07/2013. Schools with Students Like Ours are Elementary Schools with Poverty Indices of no more than 5% above or below the index for this school.



PASS PERFORMANCE

Our School
 Elementary Schools with Students Like Ours
 Elementary schools statewide



NAEP PERFORMANCE*

* Performance reported for SC and nation, data not available at school level. Percentages at NAEP Achievement Levels.



SC PERFORMANCE VISION

By 2020 all students will graduate with the knowledge and skills necessary to compete successfully in the global economy, participate in a democratic society and contribute positively as members of families and communities.

Abbreviations Key

N/A Not Applicable N/AV Not Available N/C Not Collected N/R Not Reported I/S Insufficient Sample TBD To be determined

Douglas Elementary School [Edgefield County]

SCHOOL PROFILE

	Our School	Change from Last Year	Elementary Schools with Students Like Ours	Median Elementary School
Students (n=284)				
Retention rate	5.7%	Up from 3.8%	1.2%	0.9%
Attendance rate	95.8%	Down from 96.0%	96.0%	96.3%
Served by gifted and talented program	1.6%	N/A	5.0%	7.2%
With disabilities	27.8%	N/A	14.2%	12.4%
Older than usual for grade	6.0%	N/A	2.6%	1.9%
Out-of-school suspensions or expulsions for violent and/or criminal offenses	0.7%	Up from 0.3%	0.0%	0.0%
Teachers (n=28)				
Teachers with advanced degrees	53.6%	Up from 51.9%	61.4%	62.5%
Continuing contract teachers	78.6%	Up from 66.7%	83.3%	83.3%
Teachers returning from previous year	81.8%	Down from 89.6%	88.0%	88.3%
Teacher attendance rate	94.7%	N/R	94.6%	95.0%
Average teacher salary*	\$43,962	Up 1.4%	\$47,372	\$48,193
Classes not taught by highly qualified teachers	3.8%	Down from 4.8%	0.0%	0.0%
Professional development days/teacher	8.4 days	Up from 0.1 days	11.1 days	11.0 days
School				
Principal's years at school	1.0	Down from 4.0	4.0	4.0
Student-teacher ratio in core subjects	15.7 to 1	Up from 11.6 to 1	19.9 to 1	20.1 to 1
Prime instructional time	89.5%	N/R	89.5%	90.0%
Opportunities in the arts	Good	No Change	Good	Good
SACS accreditation	Yes	No Change	Yes	Yes
Parents attending conferences	100.0%	No Change	100.0%	100.0%
Character development program	Good	No Change	Excellent	Excellent
Dollars spent per pupil**	\$8,918	Down 10.0%	\$7,392	\$7,364
Percent of expenditures for instruction**	69.0%	Up from 66.3%	68.0%	68.0%
Percent of expenditures for teacher salaries**	66.0%	Up from 65.0%	65.0%	66.0%
ESEA composite index score	54.3	Up from 48.8	82.5	88.0

* Length of contract = 185+ days.

** Prior year audited financial data available.

EVALUATION RESULTS

	Teachers	Students*	Parents*
Number of surveys returned	22	31	13
Percent satisfied with learning environment	100%	93.5%	69.3%
Percent satisfied with social and physical environment	95.5%	93.6%	69.3%
Percent satisfied with school-home relations	71.4%	93.5%	69.3%

*Only students at the highest elementary school grade level at this school and their parents were included.

Comprehensive detail, including definitions of ratings, performance criteria, and explanations of status, is available on www.ed.sc.gov and www.eoc.sc.gov as well as school and school district websites.

Printed versions are available from school districts upon request.

REPORT OF PRINCIPAL AND SCHOOL IMPROVEMENT COUNCIL

The 2012-13 school years provided numerous, intense learning opportunities for students and staff at Douglas Elementary School. Our school is a learning community committed to improving teacher quality and student achievement. The school community designates student achievement as its highest priority while maintaining a safe, productive, and family-oriented environment. The South Carolina Teacher Advancement Program (TAP) was continued for the third year. This program encourages teachers to grow professionally and offers weekly professional development focused on the needs of teachers and students. Our Master Teacher introduced instructional strategies, modeled lessons, team taught, and observed teachers to encourage instructional improvements. The Douglas Elementary School faculty & staff have worked diligently to meet the diverse needs of all students to ensure they are getting the best differentiated classroom instruction.

PASS and MAP data were used to improve student achievement in all subjects. Students were grouped into enrichment groups based on MAP data to receive intensive, small group instruction. Struggling students were referred to the Response to Intervention (RTI) team to receive individualized interventions aimed at identifying strategies that would make the student more successful.

Our students experienced much success throughout the school year, while being exposed to various instructional activities. An after school program was tailored to meet the instructional needs of all students at Douglas Elementary. The PBIS program was continued to promote and reward positive behavior to avoid losing instructional time. Study Island and Reading Eggs were implemented as these programs are rooted in foundational and statistical research that allows teachers to customize instruction to address students' needs. Our Accelerated Reader program was successful with many students exceeding their goal for the school year. Approximately 70% of our students participated in our "Just Say No to Drugs" club. Many students earned and maintained their Honor Roll status. Douglas Elementary hosted the first-ever Math Olympiads for the elementary schools of Edgefield County to encourage excitement in Math and create an atmosphere of healthy competition.

Our community members continue to provide tremendous support for our school. Local businesses, civic organizations, and individuals all contributed their time and monetary contributions for the continued growth and development toward our goals. The PTO provided educational supplies and created opportunities for our students, parents and teachers to work together as a team. The Sheriff's Department, the local Chief of Police and the local Fire Department join with the school to educate our children on safety, responsibility and civic duty.

Together, we will continue to provide the best educational experiences for our students while building positive relationships with the entire school community. We look forward to continuing to serve our students, parents, and the community.

Bobby R. Turner, Principal

Ilene Griffin, SIC Chairperson

Abbreviations Key

N/A Not Applicable N/AV Not Available N/C Not Collected N/R Not Reported I/S Insufficient Sample TBD To be determined

NI Newly Identified CSI Continuing School Improvement CA Corrective Action RP Plan to Restructure R Restructure DELAY School Improvement Status HOLD School Improvement Status