



SC Annual School Report Card Summary

Clay Hill Elementary
 Dorchester 4
 Grades: PK-5 Enrollment: 154
 Principal: Dr. Morris Ravenell
 Superintendent: Jerry G. Montjoy
 Board Chair: Dr. Kenneth Jenkins

PERFORMANCE

Comprehensive detail, including definitions of ratings, performance criteria, and explanations of status, is available on www.ed.sc.gov and www.eoc.sc.gov as well as school and school district websites. Printed versions are available from school districts upon request.

YEAR	ABSOLUTE RATING	GROWTH RATING	PALMETTO GOLD AND SILVER AWARD		ESEA/FEDERAL ACCOUNTABILITY RATING SYSTEM	
			General Performance	Closing the Gap	ESEA Grade	Accountability Indicator
2013	Good	Excellent	TBD	TBD	A	N/A
2012	N/A	N/A	N/A	N/A	N/A	N/A
2011	N/A	N/A	N/A	N/A	N/A	N/A

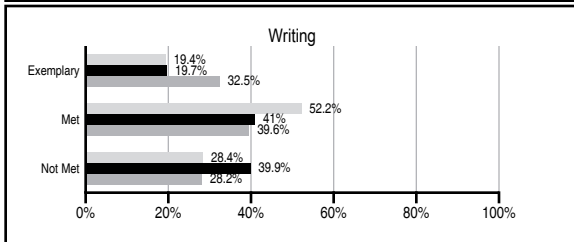
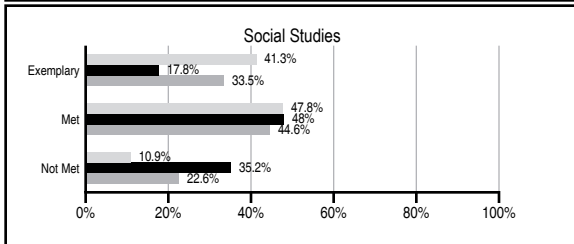
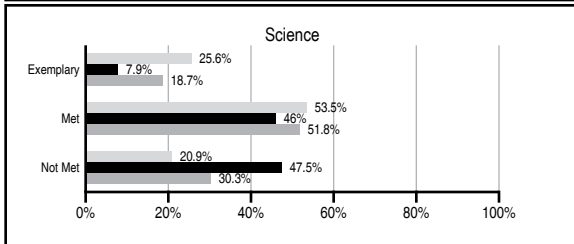
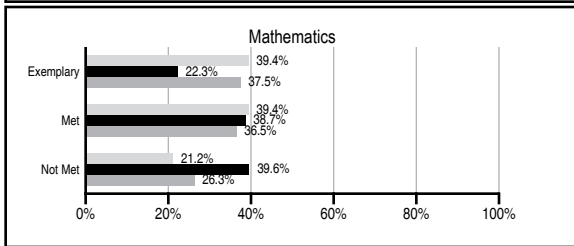
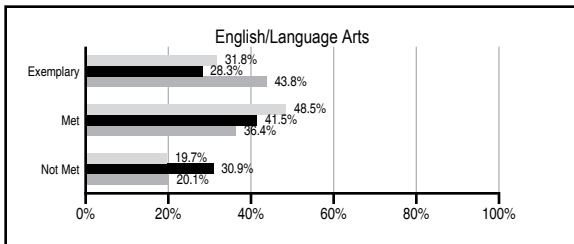
ABSOLUTE RATINGS OF ELEMENTARY SCHOOLS WITH STUDENTS LIKE OURS*

EXCELLENT	GOOD	AVERAGE	BELOW AVERAGE	AT-RISK
1	13	102	47	15

* Ratings are calculated with data available by 11/07/2013. Schools with Students Like Ours are Elementary Schools with Poverty Indices of no more than 5% above or below the index for this school.

PASS PERFORMANCE

Our School
 Elementary Schools with Students Like Ours
 Elementary schools statewide



NAEP PERFORMANCE*

* Performance reported for SC and nation, data not available at school level. Percentages at NAEP Achievement Levels.



SC PERFORMANCE VISION

By 2020 all students will graduate with the knowledge and skills necessary to compete successfully in the global economy, participate in a democratic society and contribute positively as members of families and communities.

Abbreviations Key

N/A Not Applicable N/AV Not Available N/C Not Collected N/R Not Reported I/S Insufficient Sample TBD To be determined

Clay Hill Elementary [Dorchester 4]

SCHOOL PROFILE

	Our School	Change from Last Year	Elementary Schools with Students Like Ours	Median Elementary School
Students (n=154)				
Retention rate	0.0%	N/A	1.1%	0.9%
Attendance rate	95.8%	N/A	95.9%	96.3%
Served by gifted and talented program	2.3%	N/A	2.7%	7.2%
With disabilities	8.5%	N/A	13.6%	12.4%
Older than usual for grade	2.8%	N/A	3.0%	1.9%
Out-of-school suspensions or expulsions for violent and/or criminal offenses	0.0%	N/R	0.0%	0.0%
Teachers (n=13)				
Teachers with advanced degrees	76.9%	N/A	60.0%	62.5%
Continuing contract teachers	92.3%	N/A	76.4%	83.3%
Teachers returning from previous year	N/A	N/A	84.8%	88.3%
Teacher attendance rate	92.3%	N/R	94.9%	95.0%
Average teacher salary*	\$55,414	I/S	\$46,124	\$48,193
Classes not taught by highly qualified teachers	0.0%	N/A	0.0%	0.0%
Professional development days/teacher	8.2 days	N/R	10.4 days	11.0 days
School				
Principal's years at school	1.0	N/R	4.0	4.0
Student-teacher ratio in core subjects	15.1 to 1	N/R	18.2 to 1	20.1 to 1
Prime instructional time	86.9%	N/R	89.5%	90.0%
Opportunities in the arts	Good	N/R	Good	Good
SACS accreditation	Yes	N/R	Yes	Yes
Parents attending conferences	100.0%	N/R	100.0%	100.0%
Character development program	Average	N/R	Good	Excellent
Dollars spent per pupil**	N/A	N/A	\$8,246	\$7,364
Percent of expenditures for instruction**	N/A	N/A	67.0%	68.0%
Percent of expenditures for teacher salaries**	N/A	N/A	64.0%	66.0%
ESEA composite index score	97.5	N/A	71.5	88.0

* Length of contract = 185+ days.

** Prior year audited financial data available.

REPORT OF PRINCIPAL AND SCHOOL IMPROVEMENT COUNCIL

The faculty and staff at Clay Hill Elementary, along with the School Improvement Council, have worked diligently to address the needs of our student population. Through continuous analyses of data, initiatives and programs are evaluated and developed to keep our academics focused on key areas of concern.

MAP assessments are administered three times each year. Data gathered from the results are used to guide our instructional approach as the school year develops. In conjunction, our after school program and small group instruction are developed from the results of these assessments.

At Clay Hill Elementary, we also use results from the Study Island computer program to identify and address academic needs of our students. Results are analyzed weekly to gauge students' progress on specific standards in core area subjects. Students are given instructional assistance based on their performances on the standards identified within the program.

The services of consultants in the areas of math and writing have been utilized throughout the 2012-2013 school year. To transition to the Common Core curriculum, these consultants have worked with teachers and students to address specific adaptations and adjustments needed to be successful with the new curriculum.

Along with addressing the academic needs, the socio-emotional needs of students are addressed through various programs and initiatives. Some programs instituted at the school include: Character Student of the Month, Exemplary Eagles, Junior Robotics, Recycling Troopers, Junior Beta Club, Cheerleading, and Intramural Basketball. Children are encouraged to participate in these programs to become more well-rounded students.

As a school, we are continuously seeking ways to improve education for our students. Parents, stakeholders and community members are encouraged to be a part of the educational process. Their involvement is crucial to our success here at Clay Hill Elementary School.

Morris Ravenell, Ed.D, Principal
Ruthie Bryant, SIC Chairperson

EVALUATION RESULTS

	Teachers	Students*	Parents*
Number of surveys returned	15	27	22
Percent satisfied with learning environment	93.3%	77.7%	90.9%
Percent satisfied with social and physical environment	100%	51.8%	90.5%
Percent satisfied with school-home relations	80%	74.1%	90.9%

*Only students at the highest elementary school grade level at this school and their parents were included.

Comprehensive detail, including definitions of ratings, performance criteria, and explanations of status, is available on www.ed.sc.gov and www.eoc.sc.gov as well as school and school district websites.

Printed versions are available from school districts upon request.

Abbreviations Key

N/A Not Applicable N/AV Not Available N/C Not Collected N/R Not Reported I/S Insufficient Sample TBD To be determined

NI Newly Identified CSI Continuing School Improvement CA Corrective Action RP Plan to Restructure R Restructure DELAY School Improvement Status HOLD School Improvement Status