



# SC Annual School Report Card Summary

**Williams Memorial Elementary**  
**Dorchester 4**  
**Grades: PK-5** Enrollment: 600  
**Principal: Jeffrey Beckwith**  
**Superintendent: Jerry G. Montjoy**  
**Board Chair: Dr. Kenneth Jenkins**

## PERFORMANCE

Comprehensive detail, including definitions of ratings, performance criteria, and explanations of status, is available on [www.ed.sc.gov](http://www.ed.sc.gov) and [www.eoc.sc.gov](http://www.eoc.sc.gov) as well as school and school district websites. Printed versions are available from school districts upon request.

YEAR	ABSOLUTE RATING	GROWTH RATING	PALMETTO GOLD AND SILVER AWARD		ESEA/FEDERAL ACCOUNTABILITY RATING SYSTEM	
			General Performance	Closing the Gap	ESEA Grade	Accountability Indicator
2013	Good	Average	TBD	TBD	B	N/A
2012	Excellent	Good	Gold	N/A	A	Reward
2011	Good	Average	Silver	N/A	Not Met	N/A

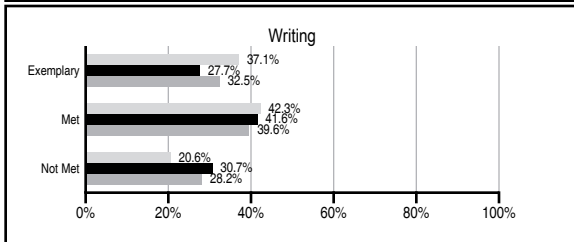
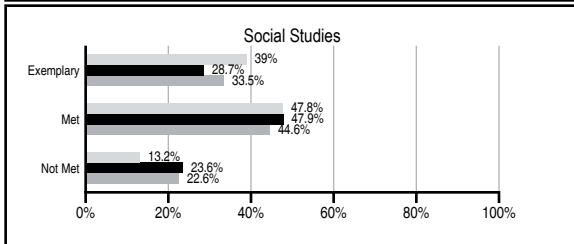
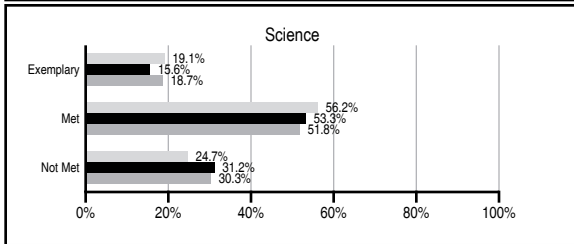
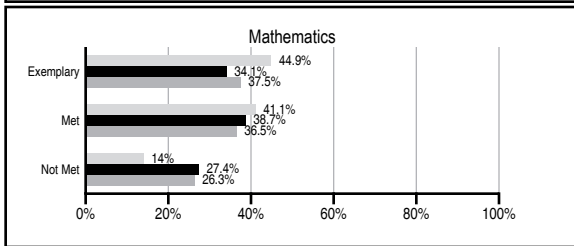
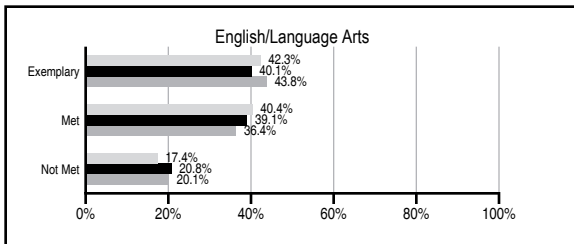
## ABSOLUTE RATINGS OF ELEMENTARY SCHOOLS WITH STUDENTS LIKE OURS\*

EXCELLENT	GOOD	AVERAGE	BELOW AVERAGE	AT-RISK
15	36	78	6	1

\* Ratings are calculated with data available by 11/07/2013. Schools with Students Like Ours are Elementary Schools with Poverty Indices of no more than 5% above or below the index for this school.

## PASS PERFORMANCE

Our School
  Elementary Schools with Students Like Ours
  Elementary schools statewide



## NAEP PERFORMANCE\*

\* Performance reported for SC and nation, data not available at school level. Percentages at NAEP Achievement Levels.



## SC PERFORMANCE VISION

*By 2020 all students will graduate with the knowledge and skills necessary to compete successfully in the global economy, participate in a democratic society and contribute positively as members of families and communities.*

### Abbreviations Key

N/A Not Applicable N/AV Not Available N/C Not Collected N/R Not Reported I/S Insufficient Sample TBD To be determined

# Williams Memorial Elementary [Dorchester 4]

## SCHOOL PROFILE

	Our School	Change from Last Year	Elementary Schools with Students Like Ours	Median Elementary School
<b>Students (n=600)</b>				
Retention rate	1.8%	Up from 1.4%	1.1%	0.9%
Attendance rate	95.9%	Down from 96.2%	96.1%	96.3%
Served by gifted and talented program	4.4%	N/A	6.3%	7.2%
With disabilities	16.2%	N/A	14.0%	12.4%
Older than usual for grade	2.4%	N/A	2.4%	1.9%
Out-of-school suspensions or expulsions for violent and/or criminal offenses	0.0%	No Change	0.0%	0.0%
<b>Teachers (n=45)</b>				
Teachers with advanced degrees	73.3%	Down from 77.1%	61.2%	62.5%
Continuing contract teachers	86.7%	Up from 79.2%	83.8%	83.3%
Teachers returning from previous year	93.4%	Up from 90.2%	88.8%	88.3%
Teacher attendance rate	91.1%	Down from 93.0%	94.7%	95.0%
Average teacher salary*	\$52,046	Up 2.8%	\$48,023	\$48,193
Classes not taught by highly qualified teachers	0.6%	Up from 0.0%	0.0%	0.0%
Professional development days/teacher	5.8 days	Up from 0.2 days	11.5 days	11.0 days
<b>School</b>				
Principal's years at school	6.0	Up from 5.0	4.0	4.0
Student-teacher ratio in core subjects	19.3 to 1	Up from 16.6 to 1	20.1 to 1	20.1 to 1
Prime instructional time	86.4%	Down from 89.0%	89.6%	90.0%
Opportunities in the arts	Good	No Change	Good	Good
SACS accreditation	Yes	No Change	Yes	Yes
Parents attending conferences	100.0%	Up from 17.1%	100.0%	100.0%
Character development program	Good	Up from Average	Excellent	Excellent
Dollars spent per pupil**	\$8,903	Up 4.5%	\$7,302	\$7,364
Percent of expenditures for instruction**	68.0%	Up from 67.8%	67.0%	68.0%
Percent of expenditures for teacher salaries**	64.0%	Up from 62.2%	65.0%	66.0%
ESEA composite index score	86.5	Down from 93.8	86.4	88.0

\* Length of contract = 185+ days.

\*\* Prior year audited financial data available.

## EVALUATION RESULTS

	Teachers	Students*	Parents*
Number of surveys returned	45	69	35
Percent satisfied with learning environment	95.6%	92.7%	85.7%
Percent satisfied with social and physical environment	97.7%	88.4%	83.4%
Percent satisfied with school-home relations	93.2%	79.7%	83.3%

\*Only students at the highest elementary school grade level at this school and their parents were included.

## REPORT OF PRINCIPAL AND SCHOOL IMPROVEMENT COUNCIL

Throughout the 2012-2013 school year, Williams Memorial Elementary remained consistent in providing its students with a top of the line, student-centered educational experience. As a result of our hard work, WMES received another Palmetto Gold Award from the State Department of Education for outstanding student achievement. WMES enters its fourth year as a TAP (Teacher Advancement Program) school, providing teachers with on-going, focused professional development and teacher performance incentives for student and school growth. All of the teachers at WMES are highly qualified with fifteen of them being Nationally Board Certified.

In the classrooms, students are being offered sound standards based instruction through student-centered, hands on activities. The teachers analyze all of the data from each of the school's many assessments to develop differentiated learning opportunities through small group instruction, literacy work stations, learning centers and flex grouping.

Beyond the classroom, hundreds of our students excelled in one of our many extra-curricular offerings that included Chorus, Basketball, Student Council, Soccer, TNT News Team, Recycling Team, Drama and Stagecrew. Also, in just their second year as a club, the Robotics team, The Groovin' Grands, advanced through regional qualifiers by placing first in the Dorchester County regional qualifier. At the state level they performed exceptionally, placing first in the Research Presentation category.

Our parents, grandparents and community members continue to take an active part in the school by volunteering to be on the School Improvement Council or by taking an active role in our very supportive and hard working PTA. Families and community members joined us at our Academic Nights, Grandparent Luncheons, Veteran's Day Luncheon, WMES sporting events and Character Student of the Month breakfasts.

As we close the door on another successful school year, we can say with complete confidence that we are and always will be "Paws"-itively the Best.

Anita Elliott, SIC Chairperson  
Jeffrey Beckwith, Principal

Comprehensive detail, including definitions of ratings, performance criteria, and explanations of status, is available on [www.ed.sc.gov](http://www.ed.sc.gov) and [www.eoc.sc.gov](http://www.eoc.sc.gov) as well as school and school district websites.

Printed versions are available from school districts upon request.

### Abbreviations Key

N/A Not Applicable N/AV Not Available N/C Not Collected N/R Not Reported I/S Insufficient Sample TBD To be determined

NI Newly Identified CSI Continuing School Improvement CA Corrective Action RP Plan to Restructure R Restructure DELAY School Improvement Status HOLD School Improvement Status