



SC Annual School Report Card Summary

Harleyville Elementary
Dorchester 4
Grades: PK-5 **Enrollment: 255**
Principal: Tracy Elmore Jackson
Superintendent: Jerry G. Montjoy
Board Chair: Dr. Kenneth Jenkins

PERFORMANCE

Comprehensive detail, including definitions of ratings, performance criteria, and explanations of status, is available on www.ed.sc.gov and www.eoc.sc.gov as well as school and school district websites. Printed versions are available from school districts upon request.

YEAR	ABSOLUTE RATING	GROWTH RATING	PALMETTO GOLD AND SILVER AWARD		ESEA/FEDERAL ACCOUNTABILITY RATING SYSTEM	
			General Performance	Closing the Gap	ESEA Grade	Accountability Indicator
2013	Good	Below Average	TBD	TBD	A	Reward
2012	Good	Good	Silver	Gold	A	Reward
2011	Average	Average	Silver	N/A	Met	N/A

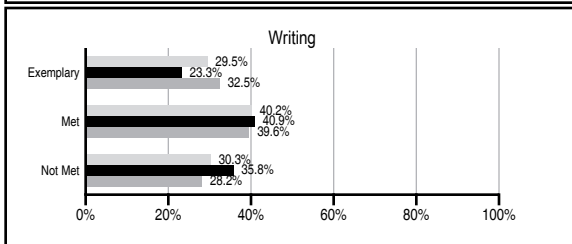
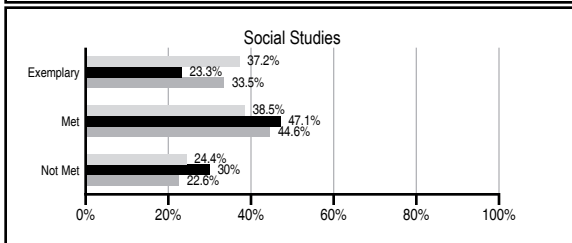
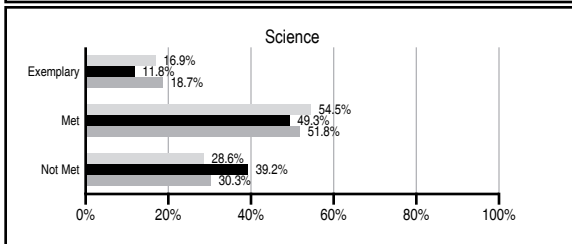
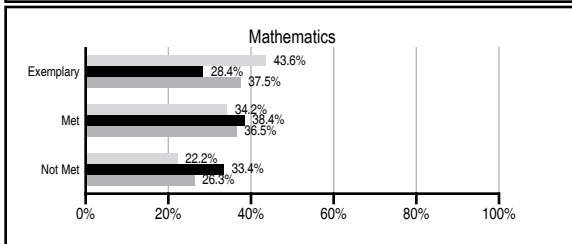
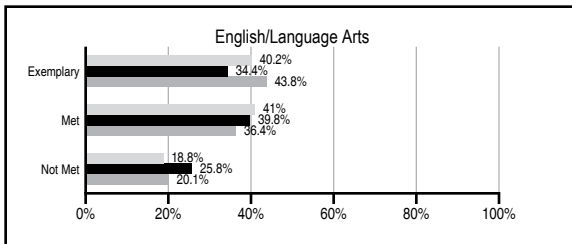
ABSOLUTE RATINGS OF ELEMENTARY SCHOOLS WITH STUDENTS LIKE OURS*

EXCELLENT	GOOD	AVERAGE	BELOW AVERAGE	AT-RISK
9	12	97	16	5

* Ratings are calculated with data available by 11/07/2013. Schools with Students Like Ours are Elementary Schools with Poverty Indices of no more than 5% above or below the index for this school.

PASS PERFORMANCE

Our School
 Elementary Schools with Students Like Ours
 Elementary schools statewide



NAEP PERFORMANCE*

* Performance reported for SC and nation, data not available at school level. Percentages at NAEP Achievement Levels.



SC PERFORMANCE VISION

By 2020 all students will graduate with the knowledge and skills necessary to compete successfully in the global economy, participate in a democratic society and contribute positively as members of families and communities.

Abbreviations Key

N/A Not Applicable N/AV Not Available N/C Not Collected N/R Not Reported I/S Insufficient Sample TBD To be determined

Harleyville Elementary [Dorchester 4]

SCHOOL PROFILE

	Our School	Change from Last Year	Elementary Schools with Students Like Ours	Median Elementary School
Students (n=255)				
Retention rate	3.4%	Up from 1.3%	1.2%	0.9%
Attendance rate	96.0%	Down from 96.3%	96.0%	96.3%
Served by gifted and talented program	5.2%	N/A	4.5%	7.2%
With disabilities	16.6%	N/A	14.1%	12.4%
Older than usual for grade	3.1%	N/A	2.6%	1.9%
Out-of-school suspensions or expulsions for violent and/or criminal offenses	0.4%	Up from 0.0%	0.0%	0.0%
Teachers (n=25)				
Teachers with advanced degrees	68.0%	Down from 69.4%	60.0%	62.5%
Continuing contract teachers	92.0%	Up from 91.7%	81.9%	83.3%
Teachers returning from previous year	87.3%	Down from 96.0%	87.0%	88.3%
Teacher attendance rate	93.3%	Down from 93.6%	94.7%	95.0%
Average teacher salary*	\$49,543	Down 1.1%	\$47,226	\$48,193
Classes not taught by highly qualified teachers	0.0%	No Change	0.0%	0.0%
Professional development days/teacher	5.6 days	Down from 8.0 days	11.1 days	11.0 days
School				
Principal's years at school	1.0	Down from 8.0	4.0	4.0
Student-teacher ratio in core subjects	18.3 to 1	Up from 15.6 to 1	19.4 to 1	20.1 to 1
Prime instructional time	88.8%	Down from 88.9%	89.5%	90.0%
Opportunities in the arts	Poor	Down from Good	Good	Good
SACS accreditation	Yes	No Change	Yes	Yes
Parents attending conferences	100.0%	No Change	100.0%	100.0%
Character development program	Average	Down from Excellent	Excellent	Excellent
Dollars spent per pupil**	\$10,296	Down 0.9%	\$7,543	\$7,364
Percent of expenditures for instruction**	68.0%	Up from 67.0%	68.0%	68.0%
Percent of expenditures for teacher salaries**	66.0%	Up from 63.1%	65.0%	66.0%
ESEA composite index score	92.8	Down from 98.7	79.1	88.0

* Length of contract = 185+ days.

** Prior year audited financial data available.

REPORT OF PRINCIPAL AND SCHOOL IMPROVEMENT COUNCIL

The faculty, staff, and School Improvement Council of Harleyville Elementary each work collaboratively with one another to address the academic needs of our student population. Through continuous analysis of data and the implementation of programs, we plan and structure our curriculum to keep instructional efforts focused on target areas of concern.

The most recent data from MAP, Domine, and benchmark assessments is used to help us guide our instructional approach throughout the year. This data also helps us to form groups of students for small group instruction and after school tutoring. Students identified with one or more deficient areas in reading receive reading intervention (RTI), which is a program that provides specialized, intense, small group assistance.

The results from our 2012 PASS assessments identified fifth grade social studies to be the area of our strongest academic weakness. To address this instructional need, a content-specific consultant was hired to assist teachers with planning, and benchmarks were given throughout the year to monitor student progress.

As a school, we are continuously seeking ways to improve our students' academic performance. This process often involves seeking input from parents, community members, and other stakeholders to help establish a vested interest for at Harleyville Elementary School, our motto is to "Help Everyone Succeed."

Tracy Elmore Jackson, Principal
Harriett Ramsey, SIC Chairperson

EVALUATION RESULTS

	Teachers	Students*	Parents*
Number of surveys returned	22	47	24
Percent satisfied with learning environment	95.5%	85.1%	75%
Percent satisfied with social and physical environment	100%	63%	62.5%
Percent satisfied with school-home relations	68.2%	70.8%	73.9%

*Only students at the highest elementary school grade level at this school and their parents were included.

Comprehensive detail, including definitions of ratings, performance criteria, and explanations of status, is available on www.ed.sc.gov and www.eoc.sc.gov as well as school and school district websites.

Printed versions are available from school districts upon request.

Abbreviations Key

N/A Not Applicable N/AV Not Available N/C Not Collected N/R Not Reported I/S Insufficient Sample TBD To be determined

NI Newly Identified CSI Continuing School Improvement CA Corrective Action RP Plan to Restructure R Restructure DELAY School Improvement Status HOLD School Improvement Status