



# SC Annual School Report Card Summary

William M. Reeves Elementary School  
 Dorchester 2  
 Grades: PK-5 Enrollment: 970  
 Principal: Laura R. Blanchard  
 Superintendent: Joseph R. Pye  
 Board Chair: C. Gail Hughes

## PERFORMANCE

Comprehensive detail, including definitions of ratings, performance criteria, and explanations of status, is available on [www.ed.sc.gov](http://www.ed.sc.gov) and [www.eoc.sc.gov](http://www.eoc.sc.gov) as well as school and school district websites. Printed versions are available from school districts upon request.

YEAR	ABSOLUTE RATING	GROWTH RATING	PALMETTO GOLD AND SILVER AWARD		ESEA/FEDERAL ACCOUNTABILITY RATING SYSTEM	
			General Performance	Closing the Gap	ESEA Grade	Accountability Indicator
2013	Excellent	Good	TBD	TBD	A	N/A
2012	Excellent	Excellent	Gold	Silver	B	N/A
2011	Excellent	Excellent	Gold	N/A	Met	N/A

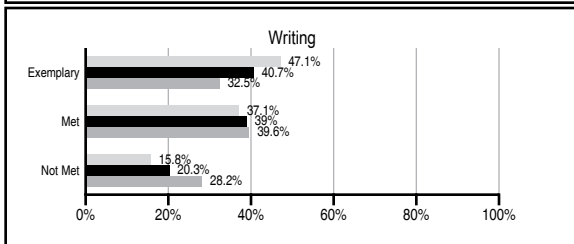
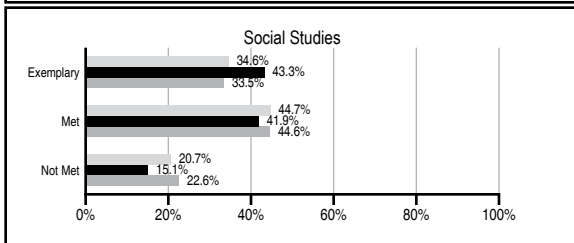
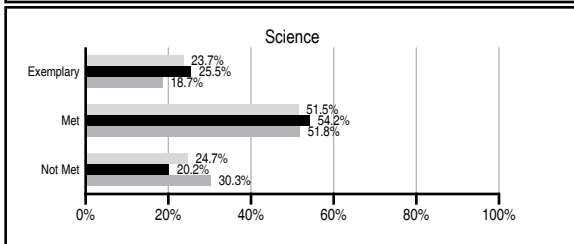
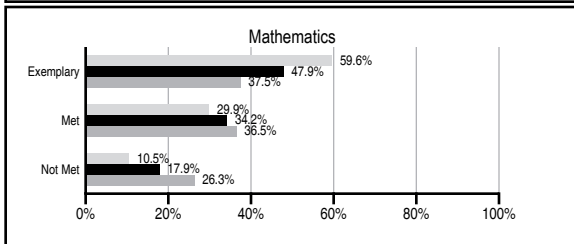
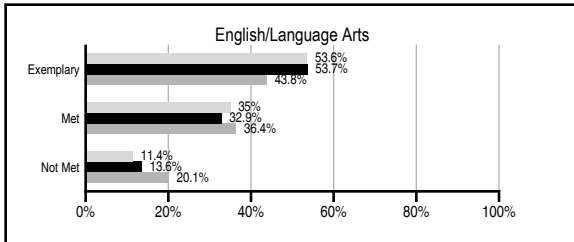
## ABSOLUTE RATINGS OF ELEMENTARY SCHOOLS WITH STUDENTS LIKE OURS\*

EXCELLENT	GOOD	AVERAGE	BELOW AVERAGE	AT-RISK
39	22	4	0	0

\* Ratings are calculated with data available by 11/07/2013. Schools with Students Like Ours are Elementary Schools with Poverty Indices of no more than 5% above or below the index for this school.

## PASS PERFORMANCE

Our School  
 Elementary Schools with Students Like Ours  
 Elementary schools statewide



## NAEP PERFORMANCE\*

\* Performance reported for SC and nation, data not available at school level. Percentages at NAEP Achievement Levels.



## SC PERFORMANCE VISION

*By 2020 all students will graduate with the knowledge and skills necessary to compete successfully in the global economy, participate in a democratic society and contribute positively as members of families and communities.*

### Abbreviations Key

N/A Not Applicable N/AV Not Available N/C Not Collected N/R Not Reported I/S Insufficient Sample TBD To be determined

# William M. Reeves Elementary School [Dorchester 2]

## SCHOOL PROFILE

	Our School	Change from Last Year	Elementary Schools with Students Like Ours	Median Elementary School
<b>Students (n=970)</b>				
Retention rate	1.1%	Down from 1.6%	0.9%	0.9%
Attendance rate	96.4%	Down from 96.6%	96.7%	96.3%
Served by gifted and talented program	8.7%	N/A	10.5%	7.2%
With disabilities	8.2%	N/A	11.3%	12.4%
Older than usual for grade	0.8%	N/A	1.4%	1.9%
Out-of-school suspensions or expulsions for violent and/or criminal offenses	0.1%	Up from 0.0%	0.0%	0.0%
<b>Teachers (n=62)</b>				
Teachers with advanced degrees	48.4%	Down from 49.2%	64.4%	62.5%
Continuing contract teachers	79.0%	Down from 86.4%	82.2%	83.3%
Teachers returning from previous year	92.0%	Up from 90.5%	89.7%	88.3%
Teacher attendance rate	93.2%	Up from 92.6%	95.2%	95.0%
Average teacher salary*	\$45,437	Up 0.7%	\$49,245	\$48,193
Classes not taught by highly qualified teachers	0.0%	No Change	0.0%	0.0%
Professional development days/teacher	15.0 days	Down from 15.1 days	11.0 days	11.0 days
<b>School</b>				
Principal's years at school	6.0	Up from 5.0	4.0	4.0
Student-teacher ratio in core subjects	19.9 to 1	Down from 20.3 to 1	20.9 to 1	20.1 to 1
Prime instructional time	87.4%	Up from 87.2%	90.7%	90.0%
Opportunities in the arts	Good	No Change	Good	Good
SACS accreditation	Yes	No Change	Yes	Yes
Parents attending conferences	100.0%	No Change	100.0%	100.0%
Character development program	Good	Down from Excellent	Excellent	Excellent
Dollars spent per pupil**	\$6,179	Down 0.4%	\$6,694	\$7,364
Percent of expenditures for instruction**	64.0%	Down from 65.6%	69.0%	68.0%
Percent of expenditures for teacher salaries**	61.0%	Down from 63.6%	67.5%	66.0%
ESEA composite index score	95.7	Up from 87.6	91.7	88.0

\* Length of contract = 185+ days.

\*\* Prior year audited financial data available.

## EVALUATION RESULTS

	Teachers	Students*	Parents*
Number of surveys returned	60	156	119
Percent satisfied with learning environment	100%	89.2%	95%
Percent satisfied with social and physical environment	100%	92.3%	95.8%
Percent satisfied with school-home relations	98.3%	95.5%	88.3%

\*Only students at the highest elementary school grade level at this school and their parents were included.

## REPORT OF PRINCIPAL AND SCHOOL IMPROVEMENT COUNCIL

Marlins ROCK is more than a motto for our students. It is a belief that is held in the hearts and minds of our school family. We are Responsible educators who strive to create an Organized environment that models Character and values Knowledge. Our teachers, staff and parents strive to create an atmosphere that builds community and sets high standards that encourage our students to push their limits and exceed beyond expectations. We are honored to have been named a Palmetto's Finest School in the spring of 2011.

Our beautiful, nautical-themed facility opened its doors in 2007 with 842 students, and we currently serve 1045 Child Development through 5th grade students. We are located in a rapidly developing area of Dorchester County.

“Teamwork is the ability to work together toward a common vision. It’s the fuel that allows common people to obtain uncommon results” (Andrew Carnegie). The message of TEAM is communicated daily throughout the system. Our principal and teachers host back to school nights and events for all grade levels. On curriculum night, staff share with parents and students expectations/standards for learning for the upcoming year and solicit support in meeting our goals. Monthly meetings of PTA, SIC, student council, grade representatives/leadership team, and PBIS leadership team help to drive the mission and vision of Reeves. Monthly data meetings are held to review the most up to date data for each grade level. The philosophies of the school community and the vision for the school are shared and shaped through collaborative team meetings.

We have technologically up-to-date computer labs that are utilized by teachers and students on a regular basis to develop PowerPoint programs, to conduct research, to work in their individual learning portfolios within the Compass program, and to develop computer literacy skills. Each class has iPads, SMART board (interactive whiteboard), wireless headsets, an LCD projector, and a set of Senteo clickers, and most have computers to enhance instruction and learning.

Our school has met all AYP objectives in the past several years. We have received a Palmetto Gold Award for student achievement. We are excited to see our kids learn and grow and we will continue to create an environment that is safe and happy and that sets the stage for learning.

Laura Blanchard, Principal  
Jim Grice, SIC Chair

Comprehensive detail, including definitions of ratings, performance criteria, and explanations of status, is available on [www.ed.sc.gov](http://www.ed.sc.gov) and [www.eoc.sc.gov](http://www.eoc.sc.gov) as well as school and school district websites.

Printed versions are available from school districts upon request.

### Abbreviations Key

N/A Not Applicable N/AV Not Available N/C Not Collected N/R Not Reported I/S Insufficient Sample TBD To be determined  
NI Newly Identified CSI Continuing School Improvement CA Corrective Action RP Plan to Restructure R Restructure DELAY School Improvement Status HOLD School Improvement Status